



City of San Bernardino 2020-2025 Consolidated Plan



Executive Summary

ES-05 Executive Summary - 24 CFR 91.200(c), 91.220(b)

1. Introduction

The City of San Bernardino (City) is an entitlement City that receives federal funding from the US Department of Housing and Urban and Development (HUD). The City receives funds through the Community Development Block Grant (CDBG) program, HOME Investment Partnerships Program (HOME), and the Emergency Solutions Grant (ESG).

The CDBG entitlement program provides formula funding to cities and counties to address community development needs. Seventy percent of gross funding must be used to serve low- to moderate-income households. Eligible activities must meet one of the following national objectives for the program:

- Benefit low- and moderate-income persons
- Prevent or eliminate slums or blight
- Address community development needs having a particular urgency because existing conditions pose a serious and immediate threat to the health or welfare of the community for which other funding is not available

The HOME entitlement program provides formula grant funding for a wide range of activities including building, purchasing, and/or rehabilitating affordable housing for rent or homeownership and providing direct rental assistance to low-income households. The program's flexibility allows states and local governments to use HOME funds for grants, direct loans, loan guarantees or other forms of credit enhancements, or rental assistance or security deposits.

The ESG program provides formula grant funding to cities and counties to engage homeless individuals and families living on the street, rapidly re-house homeless individuals and families, help operate and provide essential services in emergency shelters for homeless individuals and families, and prevent individuals and families from becoming homeless.

The Consolidated Plan (ConPlan) is a five-year planning document. This plan covers the period from fiscal year 2020-21 through fiscal year 2024-25. The purpose of the ConPlan is to guide a jurisdiction to:

- Assess their affordable housing and community development needs and market conditions;
- Make data-driven, place-based investment decisions; and
- Conduct community-wide discussions to identify housing and community development priorities that align and focus on eligible activities for CDBG funding.

Recipients of CDBG and HOME funding must also prepare and submit to HUD an Annual Action Plan (AAP) that describes in detail, each year, how the ConPlan will be carried out. The AAP must provide a concise summary of the actions, activities, and the specific federal and non-federal resources that will be used each year to address the priority needs and specific goals identified by the ConPlan. Additionally, at the end of each fiscal year, jurisdictions must complete and submit to HUD a Consolidated Annual Performance and Evaluation Report (CAPER) to report on the accomplishments and progress toward the

ConPlan's goals.

The City anticipates approximately \$15,000,000 in CDBG funds, \$6,000,000 in HOME funds, and \$1,400,000 in ESG funds during the 2020-2025 ConPlan period.

2. Summary of the objectives and outcomes identified in the Plan Needs Assessment Overview

The objective of the Needs Assessment is to gather information from the community and all partners, as well as demographic and economic data regarding the City's homeless population, need for affordable housing, special needs population, and community development needs. This information is used to make data-driven decisions to establish priority community needs and strategies based on current conditions, expected funds, and local capacity. Through data collection, outreach, and analysis presented in this plan, a clear outline of the City's priority needs is formed, along with the projects and facilities that are most likely to aid in the City's development.

A summary of needs identified in the City of San Bernardino include:

- Rehabilitation of single-family owner-occupied housing and rental units
- Housing for households below 80% area median income
- Expanding homeownership
- Homeless services and homeless prevention services
- Economic development
- Improvement of facilities and infrastructure
- Fair housing services

See Needs Assessment (NA) section beginning on page 26 for additional discussion on these identified needs.

Strategic Plan Summary

| Sort Order | Goal Name | Category | Needs Addressed | 5-Year Goal Outcome Indicator | 2020-2021 Outcome Indicator |
|------------|---|-----------------------------------|---|---|--|
| 1 | Preserve and Rehabilitate Housing | Affordable Housing | Preserve and Rehabilitate Housing | 400 Rental units rehabilitated 50 Homeowner housing units rehabilitated | 239 rental units added |
| 2 | Expand Homeownership | Affordable Housing | Expand Homeownership | 110: Homeowner assisted or owner-occupied housing units added | 6 households assisted |
| 3 | Provide Homeless and Homeless Prevention Services | Homeless | Provide Homeless and Homeless Prevention Services | 3,000: Persons Assisted Through public service activities other than low/moderate income housing benefit and Homelessness prevention services | 20 TBRA 130 Shelter-persons assisted 220 Shelter/ transitional housing |
| 4 | New Affordable Rental Housing | Affordable Housing | New Affordable Rental Housing | 500: new rental units added | 100 new rental units added |
| 5 | Promote Economic Development | Non-Housing Community Development | Promote Economic Development | 50 Persons assisted | 10 existing businesses or potential business owners assisted |
| 6 | Improve Facilities and Infrastructure | Non-Housing Community Development | Improve Facilities and Infrastructure | 160,000: Households will benefit. Public facility or infrastructure activities other than low/moderate income housing benefit | 32,000 persons assisted through 5 community facilities projects |
| 7 | Fair Housing | Affordable Housing | Fair Housing | 5,000: Public service activities other than low/moderate income housing benefit | 1,000 persons assisted other than LMI housing |
| 8 | Planning and Administration | Administration | Planning and Administration | Other (planning and administration) | |

Strategic Plan Summary

3. Evaluation of past performance

The City's CDBG, HOME, and ESG funds successfully contributed to several projects over the last five years. Those projects have contributed to improved housing affordability and expanded economic opportunities for low- and moderate-income households.

Affordable Housing. HOME funds were used to construct new homeowner housing and CDBG funds were used to rehabilitate existing housing. For example, in FY 2018-2019, three new homeowner units were added, and seven homeowner houses were rehabilitated. Additionally, in FY 2019-2020, the City anticipates adding eight new single-family ownership units for households earning between 50 and 80 percent AMI.

Fair Housing. CDBG funds were used to contract with the Inland Fair Housing Mediation Board to provide fair housing services, including landlord/tenant mediation, housing counseling, alternative dispute resolution, and senior services to San Bernardino residents. For example, in FY 2018-2019, approximately 2,700 residents were served. For FY 2019-2020, the City anticipates serving approximately 3,300 residents.

Homelessness. ESG funds were used to connect homeless individuals to services, such as street outreach, rapid rehousing, emergency shelter, and homeless prevention services. As of FY 2018-19, 566 people were served through these programs. Additionally, in FY 2018-2019, the City assisted in the acquisition and rehabilitation of a 38-unit apartment complex to assist homeless households into

permanent supportive housing. In FY 2019-2020, the City anticipates serving 350 persons experiencing homelessness.

4. Summary of citizen participation process and consultation process

Robust community engagement was achieved through engaging a diverse group of stakeholders to identify priorities, concerns, and values. The feedback provided through the community engagement process supported the development of this ConPlan, including the development of housing and community development needs, priorities, goals, and strategies for funding allocation.

For the purposes of this plan, the community outreach included residents, business owners, and interest groups. Targeted outreach was provided to youth, elderly, racial and ethnic minorities, renters and property owners, and business owners across the City. Leveraging existing stakeholder contacts, recognizing underrepresented stakeholders, and identifying new stakeholders was integral to the process of reaching the greater San Bernardino community and ensuring a broad depth of participation.

The City announced the various community engagement opportunities through its social media, newspaper noticing, and email blasts.

Members of the public had the following opportunities for participation and comment, all of which were offered throughout San Bernardino during the ConPlan process:

- **Public Meetings:** Walk-in meetings were held across the City so that members of the public could describe what needs and concerns they see in their community.
- **Housing Summit:** A housing summit was held for community leaders, agency representatives, service providers, planning professionals, developers, and business owners to learn and exchange information about the current state of housing and development in the City.
- **Stakeholder Interviews:** Various local organizations were interviewed to receive feedback on the most pressing priorities and needs of target populations.
- **Pop-Up Events:** Structured for short interactions, the pop-up took the form of a booth set up at an event to allow access to a specific stakeholder group. Feedback provided at pop-up events was collected through interactive exercises (dot votes, etc.) or verbal responses to big picture questions.
- **Online Feedback Collection (Survey):** To broadly access and efficiently obtain information from a large number of geographically distributed citizens, an online survey was prepared. The survey provided an opportunity to leave additional, relevant comments. The survey was announced through City media outlets and disseminated through key community liaisons or stakeholders with access to resident and community groups, business owners, and interest groups.

A detailed summary of community engagement, including participation, methods, and feedback, can be found in Sections PR-10 (Consultations) and PR-15 (Citizen Participation) of this ConPlan.

5. Summary of public comments

The regional meetings yielded numerous public comments that identified priorities for residents of the City. High priorities identified during the meetings included:

- Affordable housing
- Housing and mental health programs for people with disabilities
- Veterans homelessness assistance
- Street outreach to homeless individuals
- Jobs
- Neighborhood revitalization
- Pedestrian and traffic improvements

Stakeholders provided feedback on the priority needs of the City. Priority needs related to housing, services, and public facilities were summarized into several overarching themes including to:

- Increase affordable housing;
- Increase housing opportunities and services for homeless individuals, including homeless prevention;
- Provide respite care for homeless individuals discharged from hospitals; and
- Enable emergency/natural disaster resiliency for homeless individuals and low-income families.

Community members provided feedback via the community needs survey. The highest areas of need included:

- Infrastructure
- Homeless services
- Economic development (jobs/businesses)

6. Summary of comments or views not accepted and the reasons for not accepting them

The City did not receive any public comments that were not accepted. The City attempted to incorporate all feedback received through outreach efforts into the plan.

7. Summary

This 2020-2025 ConPlan combines resident feedback, demographic data and analysis, community stakeholder input, and consideration of City resources, goals, other relevant plans, and policies. The results of this combined effort and analysis is the City's five-year Strategic Plan for the allocation of CDBG, HOME, and ESG funds and activities. These funds will focus on preserving affordable housing, improving community facilities and infrastructure, providing public services to homeless individuals, and improving neighborhood conditions.

The Process

PR-05 Lead & Responsible Agencies 24 CFR 91.200(b)

1. Describe agency/entity responsible for preparing the Consolidated Plan and those responsible for administration of each grant program and funding source

The following are the agencies/entities responsible for preparing the Consolidated Plan and those responsible for administration of each grant program and funding source.

| Agency Role | Name | Department/Agency |
|-----------------------|----------------|---|
| Lead Agency | SAN BERNARDINO | |
| CDBG Administrator | SAN BERNARDINO | Community and Economic Development Department |
| HOPWA Administrator | | |
| HOME Administrator | SAN BERNARDINO | Community and Economic Development Department |
| ESG Administrator | SAN BERNARDINO | Community and Economic Development Department |
| HOPWA-C Administrator | | |
| | | |

Table 1 – Responsible Agencies

Narrative

The City of San Bernardino (City) is the lead and responsible agency for the US Department of Housing and Urban Development's (HUD) entitlement programs in San Bernardino. The City's Housing Division is responsible for administering the City's HUD entitlement grants, including CDBG, HOME, and ESG.

Entitlement jurisdictions receive entitlement funding (i.e., non-competitive, formula funds) from HUD. By federal law, the City is required to submit a five-year ConPlan and Annual Action Plan to HUD listing priorities and strategies for the use of its federal funds. The ConPlan helps local jurisdictions to assess their affordable housing and community development needs and market conditions to meet the housing and community development needs of its populations.

Consolidated Plan Public Contact Information

Gretel K. Noble
Housing Division Manager
Community & Economic
Development Department
201 North E Street

Demo

3rd Floor

San Bernardino, CA 92401

Tel: (909) 384-7270

Email: noble_gr@sbcity.org

Website: www.ci.san-bernardino.ca.us

PR-10 Consultation – 91.100, 91.110, 91.200(b), 91.300(b), 91.215(I) and 91.315(I)

1. Introduction

The consultation section of the ConPlan provides detailed information about the agencies, offices, staff and interested parties that were interviewed or consulted during the engagement process.Â

Provide a concise summary of the jurisdiction’s activities to enhance coordination between public and assisted housing providers and private and governmental health, mental health and service agencies (91.215(I)).

The City of San Bernardino created a comprehensive community engagement program. Community engagement is key for helping the City to identify needs, priorities, goals, strategies, and activities for future housing and community development activities over the five-year Consolidated Plan period. Engagement activities included a community survey, community meetings, pop-up events, a housing summit, and stakeholder consultations.

As a part of the stakeholder consultation process, the City consulted with a variety of stakeholders, including local and regional community-based organizations, health and mental and behavioral health care providers, and housing service organizations.

Describe coordination with the Continuum of Care and efforts to address the needs of homeless persons (particularly chronically homeless individuals and families, families with children, veterans, and unaccompanied youth) and persons at risk of homelessness

Homelessness. During the development of its ConPlan and Annual Plans and as a general practice, the City coordinated with a variety of housing/shelter organizations, public and mental health agencies, and service providers to discuss community needs. Examples of those consulted include Salvation Army, Hospitality House, Dignity Health, Inland Valley Recovery Services, and Community Action Partnership of San Bernardino County; for a complete list see Table 2 below. Their collective feedback was especially valuable in gathering information and shaping priorities for this plan as it relates to special needs populations, general health, and mental health services in the City. Through this process, the City interviewed the Continuum of Care (CoC) to ascertain the needs of homeless individuals throughout the City as well as the organizational needs and challenges of the CoC itself. The CoC’s feedback will be used to shape the goals identified in this ConPlan, which will then address the needs of homeless individuals in the City.

Describe consultation with the Continuum(s) of Care that serves the jurisdiction's area in determining how to allocate ESG funds, develop performance standards and evaluate outcomes, and develop funding, policies and procedures for the administration of HMIS

The San Bernardino County Homeless Partnership (SBCHP) is the administrator of the regional CoC, which serves the entire County. The City continuously coordinates with the CoC to end and prevent homelessness in the County. The CoC is a group composed of stakeholders throughout the County, including governmental agencies, homeless service and shelter providers, homeless persons, housing advocates, affordable housing developers, and various private parties, including businesses and foundations.

The SBCHP is a collaboration among community and faith-based organizations, educational institutions, nonprofit organizations, private industry, and federal, state, and local governments. The partnership focuses on addressing issues of homelessness within the County.

The SBCHP was developed to direct the planning, development, and implementation of the County's 10-year Strategy to end chronic homelessness. The partnership leads the creation of a comprehensive network to deliver much-needed services to the homeless and to families and individuals at risk of homelessness through careful planning and coordination among all entities that provide services and resources to prevent homelessness. The City's ConPlan is aligned with the SBCHP's 10-year Strategy to end chronic homelessness.

According to the City's ESG Policies and Procedures, consultation takes place with participation of City officials, staff serving on the CoC Governance Board, and the Advisory Committee of the CoC Board. In these roles, the City participates in setting local priorities, certifying need, and the annual review of ESG programs. The Community and Economic Development Department serves as the administrative entity for the ESG and compiles program documentation which includes information about the responsibilities of the CoC and ESG programs, HUD regulations, and policy statements such as coordinated entry system, prioritization and Homeless Management Information System (HMIS) participation. Compiled data is used to report on project outcomes to HUD through the ESG CAPER.

2. Describe Agencies, groups, organizations and others who participated in the process and describe the jurisdictions consultations with housing, social service agencies and other entities

Table 2 – Agencies, groups, organizations who participated

| | | |
|---|--|---|
| 1 | Agency/Group/Organization | Dignity Health St Bernardine Medical Center |
| | Agency/Group/Organization Type | Services-Health |
| | What section of the Plan was addressed by Consultation? | Homelessness Strategy Homeless Needs - Chronically homeless Homeless Needs - Families with children Homelessness Needs - Veterans Homelessness Needs - Unaccompanied youth Market Analysis |
| | How was the Agency/Group/Organization consulted and what are the anticipated outcomes of the consultation or areas for improved coordination? | Representative(s) attended at least one community meeting and provided input to help prioritize the community needs in the City. |
| 2 | Agency/Group/Organization | National CORE - Hope Through Housing Foundation |
| | Agency/Group/Organization Type | Services-Children |
| | What section of the Plan was addressed by Consultation? | Non-Homeless Special Needs |
| | How was the Agency/Group/Organization consulted and what are the anticipated outcomes of the consultation or areas for improved coordination? | Representative(s) attended at least one community forum and provided input to help prioritize the community needs of the City. |
| 3 | Agency/Group/Organization | NEIGHBORHOOD PARTNERSHIP HOUSING SERVICES, INC. |
| | Agency/Group/Organization Type | Housing |
| | What section of the Plan was addressed by Consultation? | Homelessness Strategy Homeless Needs - Chronically homeless Homeless Needs - Families with children Homelessness Needs - Veterans Homelessness Needs - Unaccompanied youth |
| | How was the Agency/Group/Organization consulted and what are the anticipated outcomes of the consultation or areas for improved coordination? | Representative(s) attended at least one community forum and provided input to help prioritize the community needs of the City. |
| 4 | Agency/Group/Organization | Omnitrans |
| | Agency/Group/Organization Type | Transit |

| | | |
|---|--|--|
| | What section of the Plan was addressed by Consultation? | Homeless Needs - Chronically homeless Homeless Needs - Families with children Homelessness Needs - Veterans |
| | How was the Agency/Group/Organization consulted and what are the anticipated outcomes of the consultation or areas for improved coordination? | Representative(s) contributed narrative and data to answer questions relevant to the Consolidated Plan. |
| 5 | Agency/Group/Organization | County of San Bernardino Homeless Partnership |
| | Agency/Group/Organization Type | Services-homeless |
| | What section of the Plan was addressed by Consultation? | Homelessness Strategy Homeless Needs - Chronically homeless Homeless Needs - Families with children Homelessness Needs - Veterans Homelessness Needs - Unaccompanied youth |
| | How was the Agency/Group/Organization consulted and what are the anticipated outcomes of the consultation or areas for improved coordination? | Representative(s) contributed narrative and data to answer questions relevant to the Consolidated Plan. |
| 6 | Agency/Group/Organization | San Bernardino County Department of Behavioral Health |
| | Agency/Group/Organization Type | Services-Health |
| | What section of the Plan was addressed by Consultation? | Homeless Needs - Chronically homeless Homeless Needs - Families with children Homelessness Needs - Veterans Homelessness Needs - Unaccompanied youth |
| | How was the Agency/Group/Organization consulted and what are the anticipated outcomes of the consultation or areas for improved coordination? | Representative(s) contributed narrative and data to answer questions relevant to the Consolidated Plan. |
| 7 | Agency/Group/Organization | Project Fighting Chance |
| | Agency/Group/Organization Type | Services-Children |
| | What section of the Plan was addressed by Consultation? | Non-Homeless Special Needs Anti-poverty Strategy |

| | | |
|----|--|--|
| | How was the Agency/Group/Organization consulted and what are the anticipated outcomes of the consultation or areas for improved coordination? | Representative(s) contributed narrative and data to answer questions relevant to the Consolidated Plan. |
| 8 | Agency/Group/Organization | INLAND FAIR HOUSING AND MEDIATION BOARD |
| | Agency/Group/Organization Type | Service-Fair Housing |
| | What section of the Plan was addressed by Consultation? | Housing Need Assessment |
| | How was the Agency/Group/Organization consulted and what are the anticipated outcomes of the consultation or areas for improved coordination? | Representative(s) contributed narrative and data to answer questions relevant to the Consolidated Plan. |
| 9 | Agency/Group/Organization | SALVATION ARMY |
| | Agency/Group/Organization Type | Services-homeless |
| | What section of the Plan was addressed by Consultation? | Homelessness Strategy Homeless Needs - Chronically homeless Homeless Needs - Families with children Homelessness Needs - Veterans Homelessness Needs - Unaccompanied youth |
| | How was the Agency/Group/Organization consulted and what are the anticipated outcomes of the consultation or areas for improved coordination? | Representative(s) contributed narrative and data to answer questions relevant to the Consolidated Plan. |
| 10 | Agency/Group/Organization | Center for Employment Opportunities |
| | Agency/Group/Organization Type | Services-Employment |
| | What section of the Plan was addressed by Consultation? | Non-Homeless Special Needs Anti-poverty Strategy |
| | How was the Agency/Group/Organization consulted and what are the anticipated outcomes of the consultation or areas for improved coordination? | Representative(s) contributed narrative and data to answer questions relevant to the Consolidated Plan. |
| 11 | Agency/Group/Organization | Inland Valley Recovery Services, Inc. |
| | Agency/Group/Organization Type | Services-Health |

| | | |
|----|--|--|
| | What section of the Plan was addressed by Consultation? | Homelessness Strategy Homeless Needs - Chronically homeless Homeless Needs - Families with children Homelessness Needs - Veterans Homelessness Needs - Unaccompanied youth |
| | How was the Agency/Group/Organization consulted and what are the anticipated outcomes of the consultation or areas for improved coordination? | Representative(s) contributed narrative and data to answer questions relevant to the Consolidated Plan. |
| 12 | Agency/Group/Organization | FOUNDATION FOR CSU SAN BERNARDINO |
| | Agency/Group/Organization Type | Services-Health Civic Leaders |
| | What section of the Plan was addressed by Consultation? | Market Analysis |
| | How was the Agency/Group/Organization consulted and what are the anticipated outcomes of the consultation or areas for improved coordination? | Representative(s) contributed narrative and data to answer questions relevant to the Consolidated Plan. |
| 13 | Agency/Group/Organization | Inland Congregations United for Change |
| | Agency/Group/Organization Type | Civic Leaders |
| | What section of the Plan was addressed by Consultation? | Housing Need Assessment |
| | How was the Agency/Group/Organization consulted and what are the anticipated outcomes of the consultation or areas for improved coordination? | Representative(s) contributed narrative and data to answer questions relevant to the Consolidated Plan. |
| 14 | Agency/Group/Organization | COMMUNITY ACTION PARTNERSHIP OF SAN BERNARDINO COUNTY |
| | Agency/Group/Organization Type | Services-Children Services-homeless Services-Health Services-Employment |
| | What section of the Plan was addressed by Consultation? | Housing Need Assessment |

| | | |
|----|--|---|
| | How was the Agency/Group/Organization consulted and what are the anticipated outcomes of the consultation or areas for improved coordination? | Representative(s) contributed narrative and data to answer questions relevant to the Consolidated Plan. |
| 15 | Agency/Group/Organization | Habitat for Humanity San Bernardino Area |
| | Agency/Group/Organization Type | Housing |
| | What section of the Plan was addressed by Consultation? | Housing Need Assessment |
| | How was the Agency/Group/Organization consulted and what are the anticipated outcomes of the consultation or areas for improved coordination? | Representative(s) contributed narrative and data to answer questions relevant to the Consolidated Plan. |
| 16 | Agency/Group/Organization | San Bernardino City Council |
| | Agency/Group/Organization Type | Civic Leaders |
| | What section of the Plan was addressed by Consultation? | Housing Need Assessment |
| | How was the Agency/Group/Organization consulted and what are the anticipated outcomes of the consultation or areas for improved coordination? | Representative(s) contributed narrative and data to answer questions relevant to the Consolidated Plan. |
| 17 | Agency/Group/Organization | Wells Fargo |
| | Agency/Group/Organization Type | Services - Housing Business and Civic Leaders |
| | What section of the Plan was addressed by Consultation? | Housing Need Assessment |
| | How was the Agency/Group/Organization consulted and what are the anticipated outcomes of the consultation or areas for improved coordination? | Representative(s) contributed narrative and data to answer questions relevant to the Consolidated Plan. |
| 18 | Agency/Group/Organization | Community Education Partnership |
| | Agency/Group/Organization Type | Services-Education |
| | What section of the Plan was addressed by Consultation? | Housing Need Assessment Non-Homeless Special Needs |

| | | |
|----|--|---|
| | How was the Agency/Group/Organization consulted and what are the anticipated outcomes of the consultation or areas for improved coordination? | Representative(s) contributed narrative and data to answer questions relevant to the Consolidated Plan. |
| 19 | Agency/Group/Organization | Housing Authority of the County of San Bernardino |
| | Agency/Group/Organization Type | Housing |
| | What section of the Plan was addressed by Consultation? | Housing Need Assessment |
| | How was the Agency/Group/Organization consulted and what are the anticipated outcomes of the consultation or areas for improved coordination? | Representative(s) contributed narrative and data to answer questions relevant to the Consolidated Plan. |
| 20 | Agency/Group/Organization | CATHOLIC CHARITIES SAN BERNARDINO/RIVERSIDE |
| | Agency/Group/Organization Type | Services-Elderly Persons Services-homeless Services-Health |
| | What section of the Plan was addressed by Consultation? | Housing Need Assessment |
| | How was the Agency/Group/Organization consulted and what are the anticipated outcomes of the consultation or areas for improved coordination? | Representative(s) contributed narrative and data to answer questions relevant to the Consolidated Plan. |
| 21 | Agency/Group/Organization | HOPE THROUGH HOUSING FOUNDATION |
| | Agency/Group/Organization Type | Housing |
| | What section of the Plan was addressed by Consultation? | Housing Need Assessment |
| | How was the Agency/Group/Organization consulted and what are the anticipated outcomes of the consultation or areas for improved coordination? | Representative(s) contributed narrative and data to answer questions relevant to the Consolidated Plan. |

| | | |
|----|--|---|
| 22 | Agency/Group/Organization | LOCAL INITIATIVES SUPPORT CORPORATION |
| | Agency/Group/Organization Type | Housing Services-Health Services-Education Services-Employment |
| | What section of the Plan was addressed by Consultation? | Housing Need Assessment |
| | How was the Agency/Group/Organization consulted and what are the anticipated outcomes of the consultation or areas for improved coordination? | Representative(s) contributed narrative and data to answer questions relevant to the Consolidated Plan. |
| 23 | Agency/Group/Organization | Step Up on Second |
| | Agency/Group/Organization Type | Services-homeless Services-Employment |
| | What section of the Plan was addressed by Consultation? | Housing Need Assessment |
| | How was the Agency/Group/Organization consulted and what are the anticipated outcomes of the consultation or areas for improved coordination? | Representative(s) contributed narrative and data to answer questions relevant to the Consolidated Plan. |
| 24 | Agency/Group/Organization | MARY'S MERCY CENTER |
| | Agency/Group/Organization Type | Services-homeless Services-Health |
| | What section of the Plan was addressed by Consultation? | Housing Need Assessment |
| | How was the Agency/Group/Organization consulted and what are the anticipated outcomes of the consultation or areas for improved coordination? | Representative(s) contributed narrative and data to answer questions relevant to the Consolidated Plan. |
| 25 | Agency/Group/Organization | Alvord Unified School District |
| | Agency/Group/Organization Type | Services-Health Other government - State |
| | What section of the Plan was addressed by Consultation? | Housing Need Assessment |

| | | |
|----|--|---|
| | How was the Agency/Group/Organization consulted and what are the anticipated outcomes of the consultation or areas for improved coordination? | Representative(s) contributed narrative and data to answer questions relevant to the Consolidated Plan. |
| 26 | Agency/Group/Organization | Blair Park Neighborhood Association |
| | Agency/Group/Organization Type | Other government - Local |
| | What section of the Plan was addressed by Consultation? | Housing Need Assessment |
| | How was the Agency/Group/Organization consulted and what are the anticipated outcomes of the consultation or areas for improved coordination? | Representative(s) contributed narrative and data to answer questions relevant to the Consolidated Plan. |
| 27 | Agency/Group/Organization | El Sol Neighborhood Educational Center |
| | Agency/Group/Organization Type | Services-Children Services-Health Services-Education |
| | What section of the Plan was addressed by Consultation? | Housing Need Assessment |
| | How was the Agency/Group/Organization consulted and what are the anticipated outcomes of the consultation or areas for improved coordination? | Representative(s) contributed narrative and data to answer questions relevant to the Consolidated Plan. |
| 28 | Agency/Group/Organization | San Bernardino Staff |
| | Agency/Group/Organization Type | Other government - Local |
| | What section of the Plan was addressed by Consultation? | Housing Need Assessment |
| | How was the Agency/Group/Organization consulted and what are the anticipated outcomes of the consultation or areas for improved coordination? | Representative(s) contributed narrative and data to answer questions relevant to the Consolidated Plan. |
| 29 | Agency/Group/Organization | NEIGHBORHOOD HOUSING SERVICES OF THE INLAND EMPIRE |
| | Agency/Group/Organization Type | Housing |
| | What section of the Plan was addressed by Consultation? | Housing Need Assessment |

| | | |
|----|--|---|
| | How was the Agency/Group/Organization consulted and what are the anticipated outcomes of the consultation or areas for improved coordination? | Representative(s) contributed narrative and data to answer questions relevant to the Consolidated Plan. |
| 30 | Agency/Group/Organization | Housing Authority County of San Bernardino |
| | Agency/Group/Organization Type | Housing Other government - County |
| | What section of the Plan was addressed by Consultation? | Housing Need Assessment |
| | How was the Agency/Group/Organization consulted and what are the anticipated outcomes of the consultation or areas for improved coordination? | Representative(s) contributed narrative and data to answer questions relevant to the Consolidated Plan. |
| 31 | Agency/Group/Organization | San Bernardino Neighborhood Association |
| | Agency/Group/Organization Type | Other government - Local |
| | What section of the Plan was addressed by Consultation? | Housing Need Assessment |
| | How was the Agency/Group/Organization consulted and what are the anticipated outcomes of the consultation or areas for improved coordination? | Representative(s) contributed narrative and data to answer questions relevant to the Consolidated Plan. |
| 32 | Agency/Group/Organization | Terrace West Housing |
| | Agency/Group/Organization Type | Other government - Local |
| | What section of the Plan was addressed by Consultation? | Housing Need Assessment |
| | How was the Agency/Group/Organization consulted and what are the anticipated outcomes of the consultation or areas for improved coordination? | Representative(s) contributed narrative and data to answer questions relevant to the Consolidated Plan. |
| 33 | Agency/Group/Organization | Valon Consulting |
| | Agency/Group/Organization Type | Business Leaders |
| | What section of the Plan was addressed by Consultation? | Economic Development |

| | | |
|----|--|---|
| | How was the Agency/Group/Organization consulted and what are the anticipated outcomes of the consultation or areas for improved coordination? | Representative(s) contributed narrative and data to answer questions relevant to the Consolidated Plan. |
| 34 | Agency/Group/Organization | Wildwood Park Neighborhood Association |
| | Agency/Group/Organization Type | Other government - Local |
| | What section of the Plan was addressed by Consultation? | Housing Need Assessment |
| | How was the Agency/Group/Organization consulted and what are the anticipated outcomes of the consultation or areas for improved coordination? | Representative(s) contributed narrative and data to answer questions relevant to the Consolidated Plan. |
| 35 | Agency/Group/Organization | TMobile |
| | Agency/Group/Organization Type | Services - Broadband Internet Service Providers |
| | What section of the Plan was addressed by Consultation? | Local mobile service provider |
| | How was the Agency/Group/Organization consulted and what are the anticipated outcomes of the consultation or areas for improved coordination? | T-Mobile and AT&T were invited to attend the City's Housing Summit held in February, 2020. They participated in housing discussions and solutions at the Summit. |
| 36 | Agency/Group/Organization | San Bernardino Valley Municipal Water District |
| | Agency/Group/Organization Type | Regional organization |
| | What section of the Plan was addressed by Consultation? | Resiliency and water resources |
| | How was the Agency/Group/Organization consulted and what are the anticipated outcomes of the consultation or areas for improved coordination? | As part of the consultation process SBVMWD was consulted to discuss water resources for existing and proposed future development as well as on-going issues related to water. |

Identify any Agency Types not consulted and provide rationale for not consulting

No agency types were excluded from engagement.

Other local/regional/state/federal planning efforts considered when preparing the Plan

| Name of Plan | Lead Organization | How do the goals of your Strategic Plan overlap with the goals of each plan? |
|--------------------------------------|------------------------|---|
| Continuum of Care | Continuum of Care | Potential funding allocations to address homeless needs will complement the CoC strategy. |
| 10 Year Strategy to End Homelessness | Continuum of Care | Potential funding allocations to address homeless needs will be consistent with the 10-Year Strategy to End Homelessness. |
| 2015-2023 Housing Element | City of San Bernardino | Barriers to and opportunities for affordable housing development analyzed in this plan were considered in the Market Assessment. The Housing element also provided resiliency data related to housing problems caused by flood prone areas and general water supply needs for all residents. |
| General Plan | City of San Bernardino | The General Plan was reviewed particularly the Natural Resources, Energy and Water Conservation, and Utilities chapters. The City enforces the Unreinforced Masonry Law, 1998 related to seismic changes and earthquakes. The City enforces FEMA floodplain requirements particularly for the southeastern portions of the City which is prone to flooding. |

Table 3 – Other local / regional / federal planning efforts

Describe cooperation and coordination with other public entities, including the State and any adjacent units of general local government, in the implementation of the Consolidated Plan (91.215(I))

The collaborative implementation of this ConPlan over the course of the next five years begins with the coordinated efforts of multiple public agencies working together to gather feedback and information for regional and local community needs and priorities. Once needs and priorities are identified, they are then incorporated into the City's ConPlan, forming both regional and local strategies for addressing those needs and priorities.

Furthermore, community outreach to local leaders, stakeholders, and residents is a critical first step in implementing this plan's desired community changes. By successfully establishing relationships and trust between the government, those providing services or community improvements, and the beneficiaries of these services or improvements, the City and community can move toward a joint vision for what and how to make community improvements. The agencies, groups, and organizations who participated are listed in the table above. Other local/regional/federal planning efforts can be found above.

Narrative (optional):

City staff, with assistance from consultants, worked to involve housing, social service, and other agencies in the community engagement process including direct solicitation for these agencies to

Demo

participate in the community survey, community meetings, and stakeholder interviews. The City will continue to include them in future planning efforts. Agencies who were invited but did not participate are listed here: California Endowment; Cathedral of Praise International Ministries; Center for Individual Development; Central City Lutheran Mission; Clay Counseling Foundation; Community Investment Corporation; Diocese of San Bernardino; Enterprise Community Partners, Inc., Family Service Association of Redlands; Foothill AIDS Project, Grid Alternatives; Home of Neighborly Service; HomeAid Inland Empire; Inland Empire Health Plan; Inland Regional Center; Kaiser Permanente; Legal Aid of San Bernardino; LJR Intellect Academy; Lutheran Social Services of Southern California; Mental Health Systems; Mercy House Living Centers; Molina Healthcare; Mosiac Community Planning, LLC; New Generation for Jesus Christ; Option House; Project Life Impact; Provisional Educational Services; Restoration House of Refuse, Inc.; San Bernardino Clergy Association; San Bernardino Community College District; San Bernardino County HOPE Team; San Bernardino Public Library; San Bernardino Sexual Assault Services; San Bernardino Unified School District; San Bernardino Valley College; Smooth Transition; Temple Missionary Baptist Church; Time for Change; Ureach-Loma Linda; US Vets; Youth Action Project.

Stakeholders were asked questions and provided feedback on priorities, issues, and solutions in relation to CDBG- and HOME-eligible activities including housing, neighborhood revitalization, and low- to moderate-income household issues. They were asked about their top priorities, neighborhood revitalization, housing problems and their solutions, local organization support, families vulnerable to crisis, broadband internet issues, and how the jurisdiction should spend CDBG and HOME funding.

PR-15 Citizen Participation – 91.105, 91.115, 91.200(c) and 91.300(c)

1. Summary of citizen participation process/Efforts made to broaden citizen participation Summarize citizen participation process and how it impacted goal-setting

Outreach is essential to the City's ability to create an accurate and effective plan, and to allocate resources appropriately. The City attempted to reach as many residents as possible within specific demographics, such as low-income families, persons with disabilities, elderly persons, female-headed households, and parents/guardians of children. Receiving feedback from residents, especially those who may receive assistance from grant funds, is critical to the success of the CDBG program. The City reached out to practitioners, agencies, leaders, organizations, and companies who may have the specialized knowledge, experience, resources, and capacity to discuss needs, opportunities, solutions, investments, and how community improvements can be made. All City residents were encouraged to provide input on community needs through citizen participation opportunities.

Community Needs Survey. This community survey was noticed through the newspaper, the City's website, and distribution of flyers in both English and Spanish. The online and paper survey was made available to the public between January 7, 2020, and February 28, 2020. The survey was provided in English and Spanish. Data gathered from the survey provided community feedback needs for housing, public facilities, infrastructure, homelessness, economic development, and community services, as well as on local demographic data. A copy of the survey, along with the final results, can be found at the attached Community Engagement Summary.

Public Meetings, Stakeholder Interviews, Pop-Up Events, and Housing Summit. Six public meetings were held in the City of San Bernardino, Stakeholder interviews, and a Housing Summit were conducted as part of the engagement program. Flyers were posted beforehand to inform the public of the meetings. To maximize attendance, they were offered at different locations and times of the day. Three meetings were held during the day and three were held in the evening. The Community Engagement Summary includes a flyer of the public meetings. A total of 65 people attended six meetings. Those in attendance included local residents, service providers, and members of the business community. Community engagement meeting notes held in January 2020 and input from stakeholders helped identify community priorities. Stakeholders were contacted either by phone or visited in person. Each stakeholder were asked a listing of questions that asked about their interaction with the city and future goals and priority needs over the next five years. A Housing Summit was held in the City of which a total of 65 people. Those in attendance included local residents, service providers, and members of the business community. The notes and feedback were helpful in identifying priorities, creating a dialogue with the attendees, and gaining input from stakeholders and the public. Six community engagement meetings were held in January 2020. Pop-Up events included a short dialogue and feedback were also obtained from the public. Three pop-up

events were attended: 1) San Berardino High School football game November 1, 2019, 2) San Bernardino Airshow on November 2, 2019, and 3) City of San Bernardino Winter Wonderland on December 14, 2019. Community Needs Surveys were distributed at the pop-up events and a total of 314 residents responded to the survey from these pop-up events (See attached Community Engagement Summary).

Public Hearings and 30-Day Public Review Period of Draft Consolidated Plan

The City will hold a Council public hearing on March 18, 2020, to review the draft ConPlan, and on April 15, 2020, to review and approve the final plan. The City posted notice of the public hearings and draft ConPlan on February 27 for the first public hearing and March 12 for the second hearing. The 30-day public review period began on March 12, 2020 and ended on April 15, 2020.

Citizen Participation Outreach

| Sort Order | Mode of Outreach | Target of Outreach | Summary of response/attendance | Summary of comments received | Summary of comments not accepted and reasons | URL (If applicable) |
|------------|------------------|------------------------------|---|---|--|---------------------|
| 1 | Public Meeting | Non-targeted/broad community | A total of 65 individuals attended 6 public meetings. | All meeting discussions are included in the Community Engagement Summary. | The priority needs discussed at the meetings were: housing, housing programs for people with disabilities and mental health challenges, affordable housing, homelessness issues with veterans and chronic homeless individuals, employment services, at-risk youth programs, community facilities for at risk-youth, downtown revitalization and pedestrian safety through traffic calming on 9th, Olive and Valencia Ave. | |

Demo

| Sort Order | Mode of Outreach | Target of Outreach | Summary of response/attendance | Summary of comments received | Summary of comments not accepted and reasons | URL (If applicable) |
|------------|------------------|---|--|---|---|---------------------|
| 2 | Housing Summit | Non-targeted/broad community Service providers | 41 attendees from 31 service providers and organizations. | All Summit comments were documented in the Community Engagement Summary (See attached) | All Summit comments were documented in the Community Engagement Summary (See attached) | |
| 3 | Housing Summit | Service providers, municipal staff, council | 15 stakeholders were interviewed. All comments were documented in the Community Engagement Summary (See attached) | All interview comments were documented in the Community Engagement Summary (See attached) | All interview comments were documented in the Community Engagement Summary (See attached) | |
| 4 | Housing Summit | Non-targeted/broad community | The survey received 1,011 responses. All survey information is documented in the Community Engagement Summary (See attached) | All survey information is documented in the Community Engagement Summary (See attached) | All survey information is documented in the Community Engagement Summary (See attached) | |

Demo

| Sort Order | Mode of Outreach | Target of Outreach | Summary of response/attendance | Summary of comments received | Summary of comments not accepted and reasons | URL (If applicable) |
|------------|------------------|------------------------------|--|--|--|---------------------|
| 5 | Housing Summit | Non-targeted/broad community | 314 responses | All pop-up data is documented in the Community Engagement Summary (See attached) | All pop-up data is documented in the Community Engagement Summary (See attached) | |
| 6 | Newspaper Ad | Non-targeted/broad community | Newspaper, website flyers and email outreach was undertaken | All news documents are documented in the Community Engagement Summary (See attached) | All news documents are documented in the Community Engagement Summary (See attached) | |
| 7 | Public Hearing | Non-targeted/broad community | There were no written or public comments from the public hearing. | There were no written or public comments from the public hearing. | There were no written or public comments from the public hearing. | |
| 8 | Housing Summit | Non-targeted/broad community | There was no written or public comments during the 30-day public comment period. | There was no written or public comments during the 30-day public comment period. | There was no written or public comments during the 30-day public comment period. | |

Table 4 – Citizen Participation Outreach

Needs Assessment

NA-05 Overview

Needs Assessment Overview

The Needs Assessment is a collection and analysis of data that assesses the extent of housing problems and housing needs for residents of the City of San Bernardino. The assessment focuses on affordable housing, special needs housing, community development, and homelessness. The information in this section was gathered from HUD's Comprehensive Housing Affordability Strategy (CHAS) data, American Community Survey (ACS) data, and various other online and City resources. Stakeholder consultations conducted with public agencies, advocates, and local experts have identified the need for transit, workforce training, additional affordable housing in safe areas, and rehabilitation of existing units for low- to moderate-income households. Findings are summarized below.

San Bernardino has a population of 214,115 persons and a total of 57,547 households. Nearly 59 percent of households in San Bernardino (33,760 total) qualify as low- to moderate-income, earning up to 80 percent of HUD Area Median Family Income (HAMFI). A disproportionately greater need exists when the members of racial or ethnic group at a given income level experience housing problems at a greater rate (10 percentage points or more) than the income level as a whole.

Housing cost burden is the most common housing problem experienced by households in the City. As a whole, 23 percent of households in the City are cost burdened and 26 percent are severely cost burdened. While no households experience disproportionate need, Black/African American households have the highest rates of severe cost burden at 33 percent. A household is considered severely overcrowded when there are more than 1.5 persons per room and severely cost burdened when paying more than 50 percent of household income toward housing costs. In the City, Asian households are disproportionately affected by severe housing problems. Overall, 49 percent of LMI Asian households have at least one severe housing problem compared to all LMI households in the jurisdiction. The minority racial and ethnic groups were found to experience housing problems at a greater rate of incidence than the region as whole, often exhibiting disproportionate need. Asian, Black/African American, American Indian/Alaskan Native, and Pacific Islander households are disproportionately affected by housing problems in the City. Overall, 76 percent of LMI Black/African American households, 65 percent of LMI Asian households, 82 percent of LMI American Indian and Alaskan Native households, and 90 percent of LMI Pacific Islander households have at least one housing problem.

The Housing Authority of the County of San Bernardino (HACSB) administers the housing choice voucher (HCV) program across the County, including the City, and manages the public housing units in the City. The HACSB manages multiple public housing units in the City: 154 public housing units at the Maplewood Homes Community, 338 units at Wilson Street Apartments, 400 units at Arrowhead Grove, and various scattered sites throughout the City. The HACSB is currently accepting applications (in early

Demo

2020) for Crestview Terrace, a new community on the site of the former Waterman Gardens under construction in the City of San Bernardino. This property will have 116 new units for occupancy, ranging from one to five bedrooms. In addition to public housing, there are approximately 3,000 affordable units, and approximately 2,600 HCV holders live in the City.

NA-10 Housing Needs Assessment - 24 CFR 91.205 (a,b,c)

Summary of Housing Needs

Identified housing needs in the City include additional housing for single persons particularly the elderly and small families, housing that is affordable to those living below poverty levels, housing for persons living with disabilities, safe neighborhoods, and available affordable housing for the extremely low-income households. Additionally, supportive services such as access to affordable health care, childcare, nutrition assistance, public transportation, and short-term financial assistance (first/last month's rent, security deposit, and moving costs) relieve the financial burden for extremely low-income families and can help prevent homelessness. Rapid rehousing assistance is an integral component of San Bernardino County's response to homelessness.

LMI households (earning less than 80% AMI) experience housing problems at a greater rate than households that do not fall in lower income categories. Housing problems are more frequent among households that rent their home as compared to households that own their home.

Community engagement activities identified affordable housing and, specifically, housing programs that support persons with disabilities and mental health issues as priority housing needs for the City.

| Demographics | Base Year: 2009 | Most Recent Year: 2015 | % Change |
|---------------|-----------------|------------------------|----------|
| Population | 209,924 | 214,115 | 2% |
| Households | 57,547 | 57,580 | 0% |
| Median Income | \$39,405.00 | \$37,047.00 | -6% |

Table 5 - Housing Needs Assessment Demographics

Data Source: 2005-2009 ACS (Base Year), 2011-2015 ACS (Most Recent Year)

Number of Households Table

| | 0-30% HAMFI | >30-50% HAMFI | >50-80% HAMFI | >80-100% HAMFI | >100% HAMFI |
|---|----------------|------------------|------------------|-------------------|----------------|
| Total Households | 13,335 | 9,795 | 10,630 | 6,275 | 17,550 |
| Small Family Households | 5,535 | 4,230 | 4,845 | 2,535 | 8,815 |
| Large Family Households | 2,765 | 2,225 | 2,574 | 1,404 | 3,150 |
| Household contains at least one person 62-74 years of age | 1,735 | 1,815 | 1,974 | 1,199 | 3,765 |
| Household contains at least one person age 75 or older | 1,085 | 975 | 895 | 509 | 1,350 |
| Households with one or more children 6 years old or younger | 4,204 | 2,905 | 3,040 | 1,610 | 2,319 |

Table 6 - Total Households Table

Data Source: 2011-2015 CHAS

Housing Needs Summary Tables

1. Housing Problems (Households with one of the listed needs)

| | Renter | | | | | Owner | | | | |
|---|--------------|--------------------|--------------------|---------------------|-------|--------------|--------------------|--------------------|---------------------|-------|
| | 0-30% AMI | >30- 50% AMI | >50- 80% AMI | >80- 100% AMI | Total | 0-30% AMI | >30- 50% AMI | >50- 80% AMI | >80- 100% AMI | Total |
| NUMBER OF HOUSEHOLDS | | | | | | | | | | |
| Substandard Housing - Lacking complete plumbing or kitchen facilities | 355 | 100 | 120 | 20 | 595 | 40 | 0 | 45 | 4 | 89 |
| Severely Overcrowded - With >1.51 people per room (and complete kitchen and plumbing) | 1,060 | 490 | 145 | 200 | 1,895 | 90 | 90 | 245 | 150 | 575 |
| Overcrowded - With 1.01-1.5 people per room (and none of the above problems) | 1,535 | 905 | 735 | 335 | 3,510 | 250 | 375 | 575 | 380 | 1,580 |
| Housing cost burden greater than 50% of income (and none of the above problems) | 5,310 | 2,510 | 370 | 25 | 8,215 | 1,390 | 1,110 | 744 | 170 | 3,414 |
| Housing cost burden greater than 30% of income (and none of the above problems) | 555 | 1,860 | 2,454 | 815 | 5,684 | 300 | 785 | 1,540 | 804 | 3,429 |

Demo

| | Renter | | | | | Owner | | | | |
|---|-----------|-------------|-------------|--------------|-------|-----------|-------------|-------------|--------------|-------|
| | 0-30% AMI | >30-50% AMI | >50-80% AMI | >80-100% AMI | Total | 0-30% AMI | >30-50% AMI | >50-80% AMI | >80-100% AMI | Total |
| Zero/negative Income (and none of the above problems) | 920 | 0 | 0 | 0 | 920 | 185 | 0 | 0 | 0 | 185 |

Table 7 – Housing Problems Table

Data 2011-2015 CHAS
Source:

2. Housing Problems 2 (Households with one or more Severe Housing Problems: Lacks kitchen or complete plumbing, severe overcrowding, severe cost burden)

| | Renter | | | | | Owner | | | | |
|---|-----------|-------------|-------------|--------------|--------|-----------|-------------|-------------|--------------|-------|
| | 0-30% AMI | >30-50% AMI | >50-80% AMI | >80-100% AMI | Total | 0-30% AMI | >30-50% AMI | >50-80% AMI | >80-100% AMI | Total |
| NUMBER OF HOUSEHOLDS | | | | | | | | | | |
| Having 1 or more of four housing problems | 8,265 | 4,005 | 1,370 | 580 | 14,220 | 1,770 | 1,575 | 1,604 | 710 | 5,659 |
| Having none of four housing problems | 1,525 | 2,525 | 4,059 | 2,480 | 10,589 | 670 | 1,685 | 3,590 | 2,505 | 8,450 |
| Household has negative income, but none of the other housing problems | 920 | 0 | 0 | 0 | 920 | 185 | 0 | 0 | 0 | 185 |

Table 8 – Housing Problems 2

Data 2011-2015 CHAS
Source:

3. Cost Burden > 30%

| | Renter | | | | Owner | | | |
|-----------------------------|-----------|-------------|-------------|-------|-----------|-------------|-------------|-------|
| | 0-30% AMI | >30-50% AMI | >50-80% AMI | Total | 0-30% AMI | >30-50% AMI | >50-80% AMI | Total |
| NUMBER OF HOUSEHOLDS | | | | | | | | |
| Small Related | 3,905 | 2,870 | 1,635 | 8,410 | 705 | 745 | 1,165 | 2,615 |
| Large Related | 2,120 | 1,120 | 674 | 3,914 | 435 | 685 | 655 | 1,775 |
| Elderly | 895 | 830 | 245 | 1,970 | 630 | 515 | 524 | 1,669 |

Demo

| | Renter | | | | Owner | | | |
|----------------------|-----------|-------------|-------------|--------|-----------|-------------|-------------|-------|
| | 0-30% AMI | >30-50% AMI | >50-80% AMI | Total | 0-30% AMI | >30-50% AMI | >50-80% AMI | Total |
| Other | 1,575 | 840 | 680 | 3,095 | 230 | 270 | 260 | 760 |
| Total need by income | 8,495 | 5,660 | 3,234 | 17,389 | 2,000 | 2,215 | 2,604 | 6,819 |

Table 9 – Cost Burden > 30%

Data 2011-2015 CHAS
Source:

4. Cost Burden > 50%

| | Renter | | | | Owner | | | |
|----------------------|-----------|-------------|-------------|--------|-----------|-------------|-------------|-------|
| | 0-30% AMI | >30-50% AMI | >50-80% AMI | Total | 0-30% AMI | >30-50% AMI | >50-80% AMI | Total |
| NUMBER OF HOUSEHOLDS | | | | | | | | |
| Small Related | 3,710 | 1,475 | 245 | 5,430 | 595 | 425 | 380 | 1,400 |
| Large Related | 1,810 | 520 | 35 | 2,365 | 345 | 365 | 160 | 870 |
| Elderly | 745 | 495 | 50 | 1,290 | 460 | 325 | 194 | 979 |
| Other | 1,385 | 465 | 90 | 1,940 | 210 | 145 | 25 | 380 |
| Total need by income | 7,650 | 2,955 | 420 | 11,025 | 1,610 | 1,260 | 759 | 3,629 |

Table 10 – Cost Burden > 50%

Data 2011-2015 CHAS
Source:

5. Crowding (More than one person per room)

| | Renter | | | | | Owner | | | | |
|---------------------------------------|-----------|-------------|-------------|--------------|-------|-----------|-------------|-------------|--------------|-------|
| | 0-30% AMI | >30-50% AMI | >50-80% AMI | >80-100% AMI | Total | 0-30% AMI | >30-50% AMI | >50-80% AMI | >80-100% AMI | Total |
| NUMBER OF HOUSEHOLDS | | | | | | | | | | |
| Single family households | 2,310 | 1,215 | 695 | 340 | 4,560 | 210 | 365 | 530 | 330 | 1,435 |
| Multiple, unrelated family households | 280 | 215 | 230 | 150 | 875 | 100 | 100 | 290 | 195 | 685 |
| Other, non-family households | 65 | 0 | 0 | 39 | 104 | 30 | 0 | 0 | 10 | 40 |
| Total need by income | 2,655 | 1,430 | 925 | 529 | 5,539 | 340 | 465 | 820 | 535 | 2,160 |

Table 11 – Crowding Information – 1/2

Data 2011-2015 CHAS
Source:

| | Renter | | | | Owner | | | |
|----------------------------------|--------------|--------------------|--------------------|-------|------------------|--------------------|--------------------|-------|
| | 0-30% AMI | >30- 50% AMI | >50- 80% AMI | Total | 0- 30% AMI | >30- 50% AMI | >50- 80% AMI | Total |
| Households with Children Present | 3,760 | 2,030 | 1,725 | 7,515 | 444 | 875 | 1,315 | 2,634 |

Table 12 – Crowding Information – 2/2

Alternate Data Source Name:

Households with Children

Data Source

Comments: CHAS 2011-2015

Describe the number and type of single person households in need of housing assistance.

According to the ACS 2014-2018 5-Year Estimates, there are 11,511 single-person households in the City, which represents 19 percent of households in San Bernardino (Table 5). Based on the ACS 2014-2018 5-Year Estimates, single-person households are primarily persons between 35 and 64 years of age (49 percent); however, persons over 65 years make up 38 percent of single-person households. The housing needs of elderly persons may be more problematic to meet than for other residents since the elderly are often living on a fixed income and many have special housing and care needs. The ACS 2014-2018 5-Year Estimates shows that 17.2 percent of persons living below the poverty level (\$12,140 for a single-person household) are seniors over the age of 65 years.

Estimate the number and type of families in need of housing assistance who are disabled or victims of domestic violence, dating violence, sexual assault and stalking.

Persons with Disabilities: According to the ACS 2014-2018 5-Year Estimates, approximately 12.5 percent (26,221 persons) of the population living in San Bernardino is affected by one or more disabilities. The most prevalent disability affecting this population is ambulatory difficulties, with 53 percent of persons experiencing disabilities having an ambulatory difficulty. This is closely followed by cognitive difficulty at 47 percent.

The symptoms and functional impairments that result from disabling health and behavioral health conditions can make it difficult for people to earn income from employment. Income from disability benefits, such as Supplemental Security Income, is not always sufficient to afford rent without additional assistance. Of 348 survey respondents in the 2019 San Bernardino Homeless Point-In-Time Count, 26 unsheltered adults (7.5 percent) in the City reported to have developmental disabilities and 79 unsheltered adults (22.7 percent) reported to have a mental health disability or disorder that affect their ability to live independently.

Victims of Domestic Violence: In 2017, the state of California saw 169,362 domestic-violence related calls.[1] The California Department of Justice data reports that calls for services related to domestic violence in San Bernardino County increased by 51 percent since 2014, with 12,012 calls documented in 2017—7 percent of all calls within California. ACS 2013-2017 data shows that residents of San Bernardino County (2,121,220 persons) make up 5.4 percent of the state’s population (38,982,847 persons). Nationwide data is collected annually during a 24-hour Census period; on September 13, 2017, 19,147 domestic violence-related calls were received by local and state hotline staff of the 1,694 out of 1,873 (90%) participating domestic violence programs, and the National Domestic Violence Hotline staff answered 2,205 calls or texts.[2] This averages more than 14 calls every minute. If this level of need continues, the hotlines would receive more than 7.5 million calls per year; the hotlines do not include the supportive services needed to help a victim and their family.

This reflects the larger trend of a rise in violent crime in San Bernardino County. The San Bernardino County Community Indicator Report finds that violent crime has increased by 20 percent since 2014, and specifically the rate of rape increased 74 percent since 2014 (California Department of Justice, 2017 data). In the state of California overall, after reaching a low in 2014, the violent crime rate increased by 13 percent from 2014 to 2017, with rape specifically increasing by 34 percent, although this drastic increase is much lower than the County’s during the same period.[3] Domestic violence, dating violence, sexual assault, and stalking can be precursors to homelessness. The 2019 San Bernardino Homeless Point-In-Time survey identified 35 persons residing in the City who were experiencing homelessness due to fleeing domestic violence, dating violence, sexual assault, and stalking, representing 10.1 percent of the 348 persons experiencing homelessness residing in the City who participated in the survey.

What are the most common housing problems?

As shown in Table 7 (Housing Problems Table), housing cost burden is the most common housing problem experienced by both renters and homeowners. Of the 57,580 households in the city, 20 percent experience severe cost burden (more than 50 percent of monthly earnings going toward housing costs) and 16 percent experience cost burden (more than 30 percent of monthly earnings going toward housing costs).

Are any populations/household types more affected than others by these problems?

Forty-six percent of the City’s households are small families. Since small households comprise the largest type of household and since 55 percent of these households are also low-income, they could be more significantly affected by housing problems.

Across all categories (substandard housing, overcrowding, and cost burden), renter households consistently experience housing problems at a greater rate than owner-occupied households (Housing Problems Table). LMI renter households experience housing problems at a higher rate (60 percent) than LMI owner households (44 percent). The disparity between renters and homeowners is most significant for households experiencing severe housing cost burden (more than 50 percent of monthly earnings

going toward housing costs), where of the 11,629 households experiencing severe cost burden, 71 percent are renter households. This is followed by housing cost burden (more than 30 percent of monthly earnings going toward housing costs), where 62 percent of the total number of households experiencing cost burden are renter households. As discussed in the previous question, housing cost burden represents the most common housing challenge.

Housing problems are predominantly experienced by extremely low-income households, particularly extremely low-income renters. With the exception of housing cost burden, where low-income (50 to 80 percent AMI) households make up the majority of renting households experiencing cost burden, extremely low-income households consist of at least 40 percent of renters experiencing each housing problem. Further, extremely low-income households (renter and owner-occupied households) are more likely to experience more than one housing problem, with over half of households (55 percent) experiencing more than one housing problem.

Describe the characteristics and needs of Low-income individuals and families with children (especially extremely low-income) who are currently housed but are at imminent risk of either residing in shelters or becoming unsheltered 91.205(c)/91.305(c)). Also discuss the needs of formerly homeless families and individuals who are receiving rapid re-housing assistance and are nearing the termination of that assistance

Just over 23 percent of households in San Bernardino (13,335 households) qualify as extremely low-income (Table 6), largely unchanged since 2015 when the 2015-2019 Consolidated Plan was prepared. Small families (families of four persons or less) comprise 42 percent (5,535 households) of the City's extremely low-income households. Further, almost a third (4,204) extremely low-income households have at least one child six years or younger. Compounding financial demands that affect low-income families with small children can lead to a high risk of homelessness. Families that rely on low-wage jobs often work nonstandard and/or inflexible hours, which can be restrictive to families with both school-age and young children. Additionally, low-wage jobs have less access to paid leave or health insurance as compared to high-wage jobs, further exacerbating stress on families with limited resources when children experience injuries and illness.

As evidenced by the number of extremely low-income households experiencing housing cost burden and severe cost burden, affordable housing is a significant need for extremely low-income households in the City. Additionally, supportive services such as access to affordable health care, childcare, nutrition assistance, public transportation, and short-term financial assistance (first/last month's rent, security deposit, and moving costs) relieve the financial burden for extremely low-income families and can help prevent homelessness.

Rapid rehousing assistance is an integral component of San Bernardino County's response to homelessness. Rapid rehousing is designed to help individuals and families quickly exit homelessness and return to permanent housing through a "housing first" approach where the recipients of assistance do not need to graduate through a series of services before reaching permanent housing. Based on the Rapid Rehousing Program Standards, Practices, & Model Guidelines adopted by the San Bernardino

County Homeless Partnership in January 2019, the program prioritizes a housing first approach to assisting homeless families with children, recognizing that the crisis of homelessness is preventative to obtaining housing and maintaining stability (such as finding affordable housing, employment, assistance programs, etc.). By providing permanent housing quickly, the family is more likely to establish a stable housing situation and avoid returning to homelessness. Rapid rehousing provides community benefits through improving the effectiveness of the County's homeless services and reducing demand for shelters and other temporary solutions.

If a jurisdiction provides estimates of the at-risk population(s), it should also include a description of the operational definition of the at-risk group and the methodology used to generate the estimates:

The City generally defines those households of extremely low incomes and those living below the poverty status to be at risk of becoming homeless. The estimates are based on CHAS data provided by HUD and on ACS data by the US Census Bureau, respectively.

Specify particular housing characteristics that have been linked with instability and an increased risk of homelessness

Housing problems and severe housing problems occur at a higher rate among very low- and extremely low-income households. Cost burden, overcrowding, and poor housing conditions, particularly for renters, all link to an instability in housing that can lead to homelessness. Many low-income households have difficulty finding reasonably affordable, suitable rental housing. The lack of options available for these populations leads to housing problems and severe housing problems. Households in the very low- and extremely low-income categories live in housing above their means and face cost burden. Alternatively, they avoid high housing costs by living in substandard housing or with other families or extended families, which contributes to overcrowding.

Discussion

Overall, this assessment finds that:

LMI households (earning less than 80% AMI) experience housing problems at a greater rate than households that do not fall in lower income categories. Housing problems are more frequent among households that rent their home as compared to households that own their home.

Extremely low-income renters make up the majority of household types experiencing housing problems. Extremely low-income households, for both renter and owner-occupied households, are more likely to experience more than one housing problem, with over half of the households (55 percent) experiencing more than one housing problem falling within the extremely low-income bracket.

The above findings indicate a lack of affordable housing available to lower income renters, but especially housing that would be affordable to extremely low-income households. Results from the community

Demo

meeting corroborate these findings. Attendees identified affordable housing and, specifically, housing programs that support persons with disabilities and mental health issues as priority housing needs for the City.

NA-15 Disproportionately Greater Need: Housing Problems – 91.205 (b)(2)

Assess the need of any racial or ethnic group that has disproportionately greater need in comparison to the needs of that category of need as a whole.

Introduction

For the purposes of this ConPlan, disproportionately greater need is assumed to exist when the percentage of persons in a category of need who are members of a particular racial or ethnic group is at least 10 percentage points higher than the percentage point of persons in the category as a whole. A household is considered to have a housing problem when their home lacks complete kitchen or plumbing facilities, when there is more than one person per room, or when a cost burden (30% or more of income toward housing) exists.

This section's tables demonstrate the disproportionately greater need across the lower-income levels (0%–30%, 30%–50%, and 50%–80% of AMI). Consistently, across each of the income brackets shown below, American Indian/Alaska Native households experience housing problems at a disproportionate rate. Conversely, White households never exceed the jurisdictional rate for housing problems across all households. It should be noted that the sample sizes for both American Indians/Alaska Native and Pacific Islander households are comparatively small, which may mean the data is not accurate.

0%-30% of Area Median Income

| Housing Problems | Has one or more of four housing problems | Has none of the four housing problems | Household has no/negative income, but none of the other housing problems |
|--------------------------------|--|---------------------------------------|--|
| Jurisdiction as a whole | 10,885 | 1,340 | 1,105 |
| White | 1,760 | 255 | 365 |
| Black / African American | 2,400 | 325 | 335 |
| Asian | 395 | 165 | 70 |
| American Indian, Alaska Native | 8 | 0 | 0 |
| Pacific Islander | 10 | 0 | 4 |
| Hispanic | 6,110 | 565 | 255 |

Table 13 - Disproportionally Greater Need 0 - 30% AMI

Data Source: 2011-2015 CHAS

*The four housing problems are:

1. Lacks complete kitchen facilities, 2. Lacks complete plumbing facilities, 3. More than one person per room, 4. Cost Burden greater than 30%

30%-50% of Area Median Income

| Housing Problems | Has one or more of four housing problems | Has none of the four housing problems | Household has no/negative income, but none of the other housing problems |
|--------------------------------|---|--|---|
| Jurisdiction as a whole | 8,225 | 1,575 | 0 |
| White | 1,360 | 360 | 0 |
| Black / African American | 1,405 | 390 | 0 |
| Asian | 230 | 95 | 0 |
| American Indian, Alaska Native | 15 | 0 | 0 |
| Pacific Islander | 10 | 0 | 0 |
| Hispanic | 4,925 | 695 | 0 |

Table 14 - Disproportionally Greater Need 30 - 50% AMI

Data Source: 2011-2015 CHAS

*The four housing problems are:

1. Lacks complete kitchen facilities, 2. Lacks complete plumbing facilities, 3. More than one person per room, 4. Cost Burden greater than 30%

50%-80% of Area Median Income

| Housing Problems | Has one or more of four housing problems | Has none of the four housing problems | Household has no/negative income, but none of the other housing problems |
|--------------------------------|---|--|---|
| Jurisdiction as a whole | 6,968 | 3,660 | 0 |
| White | 1,109 | 920 | 0 |
| Black / African American | 1,120 | 445 | 0 |
| Asian | 225 | 125 | 0 |
| American Indian, Alaska Native | 50 | 15 | 0 |
| Pacific Islander | 20 | 0 | 0 |
| Hispanic | 4,279 | 2,080 | 0 |

Table 15 - Disproportionally Greater Need 50 - 80% AMI

Data Source: 2011-2015 CHAS

*The four housing problems are:

1. Lacks complete kitchen facilities, 2. Lacks complete plumbing facilities, 3. More than one person per room, 4. Cost Burden greater than 30%

80%-100% of Area Median Income

| Housing Problems | Has one or more of four housing problems | Has none of the four housing problems | Household has no/negative income, but none of the other housing problems |
|--------------------------------|---|--|---|
| Jurisdiction as a whole | 2,909 | 3,360 | 0 |
| White | 555 | 855 | 0 |
| Black / African American | 470 | 355 | 0 |
| Asian | 135 | 185 | 0 |
| American Indian, Alaska Native | 25 | 0 | 0 |
| Pacific Islander | 0 | 0 | 0 |
| Hispanic | 1,729 | 1,945 | 0 |

Table 16 - Disproportionally Greater Need 80 - 100% AMI

Data Source: 2011-2015 CHAS

*The four housing problems are:

1. Lacks complete kitchen facilities, 2. Lacks complete plumbing facilities, 3. More than one person per room, 4. Cost Burden greater than 30%

Discussion

The following summarizes the needs of racial and ethnic households by income bracket. Racial and ethnic household groups that experience housing problems at disproportionate rates are bolded.

Eighty-two percent of households with 0%-30% AMI experience at least one severe housing problem:

- One hundred percent of American Indian/Alaska Native households experience at least one housing problem.
- Seventy-one percent of Pacific Islander households experience at least one housing problem.
- Seventy-eight percent of Black/African American households experience at least one housing problem.
- Seventy-four percent of White households experience at least one housing problem.
- Sixty-three percent of Asian households experience at least one housing problem.
- Eighty-eight percent of Hispanic households experience at least one severe housing problem.

Eighty-four percent of households with 30%-50% AMI experience at least one housing problem:

- One hundred percent of American Indian/Alaska Native households experience at least one housing problem.
- One hundred percent of Pacific Islander households experience at least one housing problem.

Demo

- Seventy-eight percent of Black/African American households experience at least one housing problem.
- Seventy-nine percent of White households experience at least one housing problem.
- Seventy-one percent of Asian households experience at least one housing problem.
- Eighty-eight percent of Hispanic households experience at least one severe housing problem.

Sixty-six percent of households with 50%-80% AMI experience at least one housing problem:

- Seventy-seven percent of American Indian/Alaska Native households experience at least one housing problem.
- One hundred percent of Pacific Islander households experience at least one housing problem.
- Seventy-two percent of Black/African American households experience at least one housing problem.
- Fifty-five percent of White households experience at least one housing problem.
- Sixty-four percent of Asian households experience at least one housing problem.
- Sixty-seven percent of Hispanic households experience at least one severe housing problem.

Forty-six percent of households with 80%-100% AMI experience at least one housing problem:

- One hundred percent of American Indian/Alaska Native households experience at least one housing problem.
- There is no data for Pacific Islander households in this income bracket.
- Fifty-seven percent of Black/African American households experience at least one housing problem.
- Thirty-nine percent of White households experience at least one housing problem.
- Forty-two percent of Asian households experience at least one housing problem.
- Forty-seven percent of Hispanic households experience at least one severe housing problem.

In summary, American Indian/Alaska Native are disproportionately affected by housing problems across all categories. Pacific Islander households are disproportionately affected in almost every category where there is data for their households, with exception for extremely low-income households (0%-30% AMI).

NA-20 Disproportionately Greater Need: Severe Housing Problems – 91.205 (b)(2)

Assess the need of any racial or ethnic group that has disproportionately greater need in comparison to the needs of that category of need as a whole.

Introduction

A household is considered severely overcrowded when there are more than 1.5 persons per room and severely cost burdened when paying more than 50 percent of household income toward housing costs. For renters, housing costs include rent paid by the tenant plus utilities. For owners, housing costs include mortgage payment, taxes, insurance, and utilities.

Per HUD definitions, disproportionate housing needs are defined as “significant disparities in the proportion of members of a protected class experiencing a category of housing need when compared to the proportion of members of any other relevant groups or the total population experiencing that category of housing need in the applicable geographic area” (24 CFR § 5.152). For the purposes of this ConPlan, a disproportionate need refers to a group that has housing needs which are at least 10 percentage points higher than the total population.

0%-30% of Area Median Income

| Severe Housing Problems* | Has one or more of four housing problems | Has none of the four housing problems | Household has no/negative income, but none of the other housing problems |
|--------------------------------|--|---------------------------------------|--|
| Jurisdiction as a whole | 10,035 | 2,195 | 1,105 |
| White | 1,480 | 540 | 365 |
| Black / African American | 2,280 | 450 | 335 |
| Asian | 325 | 230 | 70 |
| American Indian, Alaska Native | 8 | 0 | 0 |
| Pacific Islander | 10 | 0 | 4 |
| Hispanic | 5,750 | 925 | 255 |

Table 17 – Severe Housing Problems 0 - 30% AMI

Data Source: 2011-2015 CHAS

*The four severe housing problems are:

1. Lacks complete kitchen facilities, 2. Lacks complete plumbing facilities, 3. More than 1.5 persons per room, 4. Cost Burden over 50%

30%-50% of Area Median Income

| Severe Housing Problems* | Has one or more of four housing problems | Has none of the four housing problems | Household has no/negative income, but none of the other housing problems |
|---------------------------------|---|--|---|
| Jurisdiction as a whole | 5,580 | 4,210 | 0 |
| White | 930 | 790 | 0 |
| Black / African American | 970 | 825 | 0 |
| Asian | 140 | 185 | 0 |
| American Indian, Alaska Native | 10 | 4 | 0 |
| Pacific Islander | 10 | 0 | 0 |
| Hispanic | 3,295 | 2,320 | 0 |

Table 18 – Severe Housing Problems 30 - 50% AMI

Data Source: 2011-2015 CHAS

*The four severe housing problems are:

1. Lacks complete kitchen facilities, 2. Lacks complete plumbing facilities, 3. More than 1.5 persons per room, 4. Cost Burden over 50%

50%-80% of Area Median Income

| Severe Housing Problems* | Has one or more of four housing problems | Has none of the four housing problems | Household has no/negative income, but none of the other housing problems |
|---------------------------------|---|--|---|
| Jurisdiction as a whole | 2,974 | 7,649 | 0 |
| White | 414 | 1,615 | 0 |
| Black / African American | 285 | 1,280 | 0 |
| Asian | 180 | 175 | 0 |
| American Indian, Alaska Native | 19 | 50 | 0 |
| Pacific Islander | 20 | 0 | 0 |
| Hispanic | 2,020 | 4,339 | 0 |

Table 19 – Severe Housing Problems 50 - 80% AMI

Data Source: 2011-2015 CHAS

*The four severe housing problems are:

1. Lacks complete kitchen facilities, 2. Lacks complete plumbing facilities, 3. More than 1.5 persons per room, 4. Cost Burden over 50%

80%-100% of Area Median Income

| Severe Housing Problems* | Has one or more of four housing problems | Has none of the four housing problems | Household has no/negative income, but none of the other housing problems |
|---------------------------------|---|--|---|
| Jurisdiction as a whole | 1,290 | 4,985 | 0 |
| White | 140 | 1,265 | 0 |
| Black / African American | 155 | 665 | 0 |
| Asian | 80 | 245 | 0 |
| American Indian, Alaska Native | 25 | 0 | 0 |
| Pacific Islander | 0 | 0 | 0 |
| Hispanic | 890 | 2,779 | 0 |

Table 20 – Severe Housing Problems 80 - 100% AMI

Data Source: 2011-2015 CHAS

*The four severe housing problems are:

1. Lacks complete kitchen facilities, 2. Lacks complete plumbing facilities, 3. More than 1.5 persons per room, 4. Cost Burden over 50%

Discussion

The following is an analysis of the rates of severe housing problems amongst racial and ethnic minorities of different income categories in comparison to the overall rate of severe housing problems. Racial and ethnic household groups that experience severe housing problems at disproportionate rate are bolded. Overall, Asian households earning between 50-80 percent AMI disproportionately experience severe housing problems.

Seventy-five percent of households with 0%-30% AMI experience at least one severe housing problem:

- Seventy-four percent of Black/African American households experience at least one severe housing problem.
- Sixty-two percent of White households experience at least one severe housing problem.
- Fifty-two percent of Asian households experience at least one severe housing problem.
- Eighty-three percent of Hispanic households experience at least one severe housing problem.

Fifty-seven percent of households with 30%-50% AMI experience at least one severe housing problem:

- Fifty-four percent of Black/African American households experience at least one severe housing problem.
- Fifty-four percent of White households experience at least one severe housing problem.

Demo

- Forty-three percent of Asian households experience at one severe housing problem.
- Fifty-nine percent of Hispanic households experience at least one severe housing problem.

Twenty-eight percent of households with 50%-80% AMI experience at least one severe housing problem:

- Eighteen percent of Black/African American households experience at least one severe housing problem.
- Twenty percent of White households experience at least one severe housing problem.
- Fifty-one percent of Asian households experience at least one severe housing problem.
- Thirty-two percent of Hispanic households experience at least one severe housing problem.

In summary, Asian households are disproportionately affected by severe housing problems. Overall, 49 percent of LMI Asian households have at least one severe housing problem.

NA-25 Disproportionately Greater Need: Housing Cost Burdens – 91.205 (b)(2)

Assess the need of any racial or ethnic group that has disproportionately greater need in comparison to the needs of that category of need as a whole.

Introduction:

A household is considered cost burdened if they pay more than 30 percent of their household income toward housing costs. As per HUD definitions, disproportionate housing needs are defined as “significant disparities in the proportion of members of a protected class experiencing a category of housing need when compared to the proportion of members of any other relevant groups or the total population experiencing that category of housing need in the applicable geographic area” (24 CFR § 5.152). For the purposes of this ConPlan, a disproportionate need refers to a group that has housing needs which are at least 10 percentage points higher than the total population.

Housing Cost Burden

| Housing Cost Burden | <=30% | 30-50% | >50% | No / negative income (not computed) |
|--------------------------------|--------|--------|--------|-------------------------------------|
| Jurisdiction as a whole | 28,175 | 13,053 | 15,039 | 1,315 |
| White | 8,355 | 2,655 | 2,520 | 440 |
| Black / African American | 3,869 | 2,325 | 3,259 | 335 |
| Asian | 1,415 | 380 | 595 | 90 |
| American Indian, Alaska Native | 85 | 30 | 60 | 0 |
| Pacific Islander | 35 | 20 | 20 | 4 |
| Hispanic | 13,940 | 7,414 | 8,160 | 365 |

Table 21 – Greater Need: Housing Cost Burdens AMI

Data Source: 2011-2015 CHAS

Discussion:

As a whole, 23 percent of households are cost burdened and 26 percent are severely cost burdened. Approximately 19 percent of White households, 24 percent of Black/African American households, 15 percent of Asian households, and 25 percent of Hispanic households are cost burdened. No households are disproportionately cost burdened or severely cost burdened.

Overall, there is a high rate of cost burden within the City; however, Black/African American households have the highest rates of severe cost burden at 33 percent.

NA-30 Disproportionately Greater Need: Discussion – 91.205(b)(2)

Are there any income categories in which a racial or ethnic group has disproportionately greater need than the needs of that income category as a whole?

Asian, Black/African American, American Indian and Alaskan Native, and Pacific Islander households are disproportionately affected by housing problems in the City. Overall, 76 percent of LMI Black/African American households, 65 percent of LMI Asian households, 82 percent of LMI American Indian and Alaskan Native households, and 90 percent of LMI Pacific Islander households have at least one housing problem.

Asian households are disproportionately affected by severe housing problems. Overall, 49 percent of LMI Asian households have at least one severe housing problem compared to all LMI households in the jurisdiction.

Citywide, 23 percent of households are cost burdened and 26 percent are severely cost burdened. Approximately a quarter of Hispanic households and one-third of all Black/African American households are cost burdened. However, no racial or ethnic groups are disproportionately cost burdened or severely cost burdened.

Please see discussions in NA-15, NA-20, and NA 25 for more information.

If they have needs not identified above, what are those needs?

Stakeholder consultations have identified the need for transit, workforce training, additional affordable housing in safe areas, and rehabilitation of existing units for low- to moderate-income households.

Are any of those racial or ethnic groups located in specific areas or neighborhoods in your community?

Minority concentration is defined as a census tract where the percentage of individuals of a particular racial or ethnic minority group is at least 20 percentage points higher than the citywide average. Minority refers to all ethnic groups other than non-Hispanic White.

The City of San Bernardino is 60 percent White, 16.7 percent Black/African American, 5.7 percent Asian, and 64.3 percent Hispanic (regardless of race). The map below displays census tracts in the City that have a minority concentration. As displayed in the attached minority concentration map. Five census tracts have a Hispanic minority concentration.

NA-35 Public Housing – 91.205(b)

Introduction

The HACSB is the regional entity that manages and maintains housing units and administers Housing Choice Voucher programs across the County, including the City of San Bernardino. There are approximately 2,600 voucher holders in the City of San Bernardino.

Over 10,700 housing vouchers are currently active countywide. The majority of voucher holders have a tenant-based voucher, which is a type of voucher that allows the holder to use the voucher at any housing unit where the landlord will accept it. Currently, there are approximately 31,000 households on the Housing Choice Voucher waiting list for project-based and 23,023 for tenant-based vouchers. Some households are duplicates.

The following tables describe the number of housing vouchers in use within the County and the demographics of those receiving vouchers. Data on the number of vouchers in use within the City is unavailable.

Totals in Use

| | Program Type | | | | | | | | |
|----------------------------|--------------|-----------|----------------|----------|-----------------|----------------|-------------------------------------|----------------------------|------------|
| | Certificate | Mod-Rehab | Public Housing | Vouchers | | | | | |
| | | | | Total | Project - based | Tenant - based | Special Purpose Voucher | | |
| | | | | | | | Veterans Affairs Supportive Housing | Family Unification Program | Disabled * |
| # of units vouchers in use | 0 | 0 | 1,177 | 5,277 | 517 | 4,660 | 54 | 0 | 0 |

Table 22 - Public Housing by Program Type

***includes Non-Elderly Disabled, Mainstream One-Year, Mainstream Five-year, and Nursing Home Transition**

Data Source: PIC (PIH Information Center)

Characteristics of Residents

| | Program Type | | | | | | | |
|---|--------------|-----------|----------------|----------|-----------------|----------------|-------------------------------------|----------------------------|
| | Certificate | Mod-Rehab | Public Housing | Vouchers | | | Special Purpose Voucher | |
| | | | | Total | Project - based | Tenant - based | Veterans Affairs Supportive Housing | Family Unification Program |
| Average Annual Income | 0 | 0 | 13,755 | 14,084 | 14,172 | 13,978 | 14,467 | 0 |
| Average length of stay | 0 | 0 | 6 | 6 | 1 | 7 | 0 | 0 |
| Average Household size | 0 | 0 | 3 | 2 | 1 | 2 | 1 | 0 |
| # Homeless at admission | 0 | 0 | 0 | 30 | 1 | 22 | 7 | 0 |
| # of Elderly Program Participants (>62) | 0 | 0 | 239 | 1,122 | 357 | 754 | 3 | 0 |
| # of Disabled Families | 0 | 0 | 200 | 1,284 | 39 | 1,200 | 28 | 0 |
| # of Families requesting accessibility features | 0 | 0 | 1,177 | 5,277 | 517 | 4,660 | 54 | 0 |
| # of HIV/AIDS program participants | 0 | 0 | 0 | 0 | 0 | 0 | 0 | 0 |
| # of DV victims | 0 | 0 | 0 | 0 | 0 | 0 | 0 | 0 |

Table 23 – Characteristics of Public Housing Residents by Program Type

Data Source: PIC (PIH Information Center)

Race of Residents

| Race | Certificate | Mod-Rehab | Public Housing | Program Type | | | | | |
|---|-------------|-----------|----------------|--------------|-----------------|----------------|-------------------------------------|----------------------------|------------|
| | | | | Vouchers | | | Special Purpose Voucher | | |
| | | | | Total | Project - based | Tenant - based | Veterans Affairs Supportive Housing | Family Unification Program | Disabled * |
| White | 0 | 0 | 644 | 2,226 | 372 | 1,791 | 38 | 0 | 0 |
| Black/African American | 0 | 0 | 425 | 2,911 | 114 | 2,763 | 16 | 0 | 0 |
| Asian | 0 | 0 | 57 | 94 | 21 | 70 | 0 | 0 | 0 |
| American Indian/Alaska Native | 0 | 0 | 3 | 27 | 5 | 22 | 0 | 0 | 0 |
| Pacific Islander | 0 | 0 | 29 | 12 | 3 | 9 | 0 | 0 | 0 |
| Other | 0 | 0 | 19 | 7 | 2 | 5 | 0 | 0 | 0 |
| *includes Non-Elderly Disabled, Mainstream One-Year, Mainstream Five-year, and Nursing Home Transition | | | | | | | | | |

Table 24 – Race of Public Housing Residents by Program Type

Data Source: PIC (PIH Information Center)

Ethnicity of Residents

| Ethnicity | Certificate | Mod-Rehab | Public Housing | Program Type | | | | | |
|---|-------------|-----------|----------------|--------------|-----------------|----------------|-------------------------------------|----------------------------|------------|
| | | | | Vouchers | | | Special Purpose Voucher | | |
| | | | | Total | Project - based | Tenant - based | Veterans Affairs Supportive Housing | Family Unification Program | Disabled * |
| Hispanic | 0 | 0 | 504 | 1,326 | 167 | 1,132 | 14 | 0 | 0 |
| Not Hispanic | 0 | 0 | 670 | 3,951 | 350 | 3,528 | 40 | 0 | 0 |
| *includes Non-Elderly Disabled, Mainstream One-Year, Mainstream Five-year, and Nursing Home Transition | | | | | | | | | |

Table 25 – Ethnicity of Public Housing Residents by Program Type

Demo

Data Source: PIC (PIH Information Center)

Section 504 Needs Assessment: Describe the needs of public housing tenants and applicants on the waiting list for accessible units:

As shown in the above tables, the average annual income of all vouchers holders is approximately \$14,084, which is 22 percent of the County household median income. This indicates these voucher holders have limited income to cover basic transportation, medical, food, and personal needs. As indicated in Table 23, 5,277 voucher holders (37 percent) have requested some type of accessible feature, demonstrating a need. Also, given the number of persons with disabilities across the County, the need for accessible units would be great.

Additionally, for persons with disabilities who are already on the HACSB waiting list, there is a need for case management and comprehensive support services.

As a Moving-to-Work agency, the HACSB is implementing activities designed to increase the cost effectiveness of federal programs and increase the amount of affordable, quality housing units. As such, the HACSB is implementing a local project-based voucher program designed to increase the number of affordable units, a local family self-sufficiency program to increase household income, and the No Child Left Unsheltered program which provides Housing Choice Vouchers to eligible homeless families.

Most immediate needs of residents of Public Housing and Housing Choice voucher holders

HACSB identified that the current housing program waiting lists are too long and have been closed for quite some time. Furthermore, there is a need for applicant assistance in the housing program application process. The most immediate need is finding housing units and property owners that will accept vouchers.

How do these needs compare to the housing needs of the population at large

Although Housing Choice Vouchers are available to low-income households, the voucher program is unable to accommodate all low-income households. As discussed in MA-15, there is a gap of 11,445 units for households earning between 0 to 30 percent AMI and a gap of 2,750 units for households earning between 30 to 50 percent AMI. Moderate- and above moderate-income categories are more able to secure affordable housing in the City.

Discussion

See above discussion.

NA-40 Homeless Needs Assessment – 91.205(c)

Introduction:

In the most current County Point-in-Time Count (2019), the County identified a total of 2,607 homeless individuals. Of these individuals, 687 are sheltered and 1,920 are unsheltered. There are an estimated 890 persons experiencing homelessness in the City of San Bernardino.

The table below displays the County's homeless subpopulations. Information for some subpopulations were unavailable.

Homeless Needs Assessment

| Population | Estimate the # of persons experiencing homelessness on a given night | | Estimate the # experiencing homelessness each year | Estimate the # becoming homeless each year | Estimate the # exiting homelessness each year | Estimate the # of days persons experience homelessness |
|--|--|-------------|--|--|---|--|
| | Sheltered | Unsheltered | | | | |
| Persons in Households with Adult(s) and Child(ren) | 401 | 87 | 488 | 0 | 0 | 0 |
| Persons in Households with Only Children | 5 | 5 | 10 | 0 | 0 | 0 |
| Persons in Households with Only Adults | 281 | 1,828 | 2,109 | 0 | 0 | 0 |
| Chronically Homeless Individuals | 64 | 703 | 757 | 0 | 0 | 0 |
| Chronically Homeless Families | 5 | 34 | 39 | 0 | 0 | 0 |
| Veterans | 32 | 175 | 207 | 0 | 0 | 0 |
| Unaccompanied Child | 29 | 140 | 5 | 0 | 0 | 0 |
| Persons with HIV | 6 | 41 | 47 | 0 | 0 | 0 |

Table 26 - Homeless Needs Assessment

Alternate Data Source Name:
County Homeless Race, HMIS 2019

Data Source Comments: County of San Bernardino, HUD HMIS, 2019

Indicate if the homeless population is: Has No Rural Homeless

If data is not available for the categories "number of persons becoming and exiting homelessness each year," and "number of days that persons experience homelessness," describe these categories for each homeless population type (including chronically homeless individuals and families, families with children, veterans and their families, and unaccompanied youth):

Subpopulation data is not available for several of categories in the table above.

Between October 1, 2018, and September 30, 2019, 426 individuals exited homelessness from emergency shelters or transitional housing. Of these individuals, 13 percent reentered homelessness within less than six months, 9 percent reentered between 6 and 12 months, and 2 percent reentered between 13 and 24 months. Overall, 25 percent reentered homelessness within two years.

During the same period, the average length of time being homeless was 118 days and the median time was 56 days.

According to the County and City Point-in-Time Counts, the City has noticed an increase in homeless population since 2018. From 2018 to 2019 the homeless population increased in the City 37 percent. The County experienced a 23 percent increase over the same period of time. The preceding table acknowledges the number of unsheltered individuals is overwhelming compared to those who find shelter and that a majority of the homeless people have been categorized as chronically homeless individuals as well as veterans.

Nature and Extent of Homelessness: (Optional)

| Race: | Sheltered: | Unsheltered (optional) |
|----------------------------------|------------|------------------------|
| White | 141 | 0 |
| Black or African American | 114 | 0 |
| Asian | 3 | 0 |
| American Indian or Alaska Native | 6 | 0 |
| Pacific Islander | 1 | 0 |
| Ethnicity: | Sheltered: | Unsheltered (optional) |
| Hispanic | 102 | 0 |
| Not Hispanic | 10 | 0 |

Alternate Data Source Name:

County Homeless Race, HMIS 2019

Data Source

Not Hispanic category data in this table refers to the number of multi-racial homeless individuals. There is no data on unsheltered homeless individuals or families.

Comments:

Estimate the number and type of families in need of housing assistance for families with children and the families of veterans.

The 2019 County Point-in-Time count identified 34 homeless families with children in San Bernardino County. The count identified four individuals with veteran status within the families surveyed.

The 2019 PIT counts for the City of San Bernardino subpopulations included 28 homeless veteran individuals of which only 7 were sheltered and 32 families with children sheltered. There was not data for unsheltered families with children.

Describe the Nature and Extent of Homelessness by Racial and Ethnic Group.

Race and ethnic composition of homeless individuals reported to be receiving services within the City, according to HMIS 2020 data.

Out of the 281 Point-In-Time survey respondents residing in the City, 141 (50.2 percent) were White, 114 (40.6 percent) were Black/African American, and 102 were Hispanic of any race (36.3 percent). This data is for sheltered homeless individuals only. Data was not available for unsheltered homeless individuals.

Describe the Nature and Extent of Unsheltered and Sheltered Homelessness.

According to 2019 PIT Count data for the City, there are approximately 639 unsheltered homeless individuals and 244 sheltered homeless individuals living in the City. According to the Point-in-Time

count survey, 17 percent of unsheltered homeless individuals residing in the City had been homeless for less than a year; 59 percent were homeless between one and five years; 12 percent were homeless between six and ten years; and 11 percent were homeless for more than ten years. Seventy-one percent of respondents stated that they lived in the City of San Bernardino before becoming homeless.

Discussion:

There are approximately 2,607 homeless individuals counted in the County of those counted, 883 reside in the City. As identified in MA-30, homeless providers still complain there is not enough emergency shelter space, transitional, rapid rehousing, or permanent supportive housing beds to accommodate them. The CoC's service capacities have increased within the previous five years; however, there is still a need for beds and additional supportive services.

NA-45 Non-Homeless Special Needs Assessment - 91.205 (b,d)

Introduction:

The following section describes the special needs of the following populations:

- Elderly households (defined as 62 years and older)
- Persons with mental, physical, and/or developmental disabilities
- Large households
- Female-headed households
- Persons living with HIV/AIDS and their families

Describe the characteristics of special needs populations in your community:

Elderly Households (defined as 62 years and older). Many elderly people live on fixed incomes, making housing affordability a key issue. Access to properly sized units, transit, and healthcare are also important concerns of elderly households. Elderly households may also require residential care from time to time. Approximately 11 percent of City residents (23,827) are 62 years of age or older.

Persons with mental, physical, and/or developmental disabilities. Persons with disabilities may require special housing accommodations, such as wheelchair accessibility and other modifications to live independently. Access to transit is also a high priority for this population. According to the ACS 2014-2018 5-Year Estimates, 26,221 residents (12.5 percent) are living with a disability. Of those 65 years and older, 46.5 percent are living with a disability.

Female Household. Female-headed households may have special needs related to accessing childcare and other supportive services as well as an increased risk of poverty. As displayed in the table below, female-headed households comprise 35 percent of households with children.

What are the housing and supportive service needs of these populations and how are these needs determined?

Elderly, disabled, small, large, and female-headed households and households with children are a significant portion of the City's population and tend to have special housing needs that require diverse types of affordable housing. HACSB does not have enough HCVs to meet the need of all special needs households.

When surveyed during the community engagement process, residents selected "construction of new affordable rental housing" as one of the highest priority housing needs in the community. Additionally,

stakeholder interviews identified housing for the physically disabled, mentally ill, and single women as needs within the City.

Discuss the size and characteristics of the population with HIV/AIDS and their families within the Eligible Metropolitan Statistical Area:

HIV/AIDS. Those living with HIV/AIDS and their families require stable and affordable housing in order to consistently access medical care and avoid hospitalizations. On the county level, there are approximately 4,401 people living with HIV (PLWH). Approximately 3,120 PLWH are currently in care and 2,278 are virally suppressed. Statewide, male-to-male sexual contact is the most common transmission mode at 71.4 percent of all new cases in 2017. Black/African American individuals make up 35.2 percent of all new transmissions, followed by Hispanic/Latinx individuals at 14.3 percent, American Indian/Alaskan Native at 10.8 percent, Native Hawaiian/other Pacific Islander at 9.1 percent, White at 8.2 percent, and Asian at 6.7 percent.

Discussion:

The County provides rapid HIV testing, counseling, prevention education, AIDS Drug Assistance Program (ADAP), and HIV clinic services for clients who do not qualify for any other medical resources.

People living with HIV/AIDs require affordable housing to maintain consistent access to medical care, adhere to medical plans, and avoid hospitalizations. They require affordable housing that will suit their needs, which include proximity to health care centers.

NA-50 Non-Housing Community Development Needs – 91.215 (f)

Describe the jurisdiction's need for Public Facilities:

Community meetings identified the need for facilities for at-risk youth, pedestrian improvements, and traffic-calming measures. Survey respondents identified the need for community centers, parks and recreational facilities, youth centers, and healthcare facilities.

How were these needs determined?

The needs were determined through extensive community engagement efforts including a survey, stakeholder interviews, community meetings, and pop-up events. The survey and pop-up events sought to solicit feedback from City residents, while stakeholder interviews focused on community development practitioners and experts. The survey was made available in four languages and online. In total, 1,011 survey responses were received and approximately 12 stakeholder organizations participated in the process. Several residents provided feedback at community meetings and pop-up events.

Describe the jurisdiction's need for Public Improvements:

Community Engagement events and data gathering from the City revealed the top public improvements were needed:

- Survey respondents identified the need for the following public improvements:
- Street/alley/sidewalk improvements
- Street lighting improvements
- Safe routes to schools
- Water/sewage improvements

How were these needs determined?

See the description of community engagement above.

Describe the jurisdiction's need for Public Services:

Stakeholders identified the need for the following public services:

- Crime reduction
- Domestic violence services

- Family self-sufficiency programs
- Mental health services
- Tech literacy education
- Vocational training for those with criminal backgrounds
- Youth life skill education

Feedback at community meetings identified the need for:

- Services for at-risk youth
- Neighborhood revitalization
- Survey respondents identified the need for the following:
- Programs for at-risk youth
- Youth activities
- Children after school/summer camp program or services

How were these needs determined?

Community engagement activities noted above. Area service providers primarily assisted in this effort.

Housing Market Analysis

MA-05 Overview

Housing Market Analysis Overview:

This overview summarizes the key points of each section of the market analysis and sets a basis for some of the funding priorities listed in the Strategic Plan. The Market Analysis identifies the City's housing market, which includes the housing stock, the cost of housing in the City, housing needs for low-income and special needs populations, and barriers to the development of new housing, especially affordable housing.

As with many suburban cities, the City of San Bernardino is made up mostly of one-unit detached structures. Multiunit structures make up the second highest portion of housing stock. Multifamily units have increased more rapidly than single-family development, but only by approximately two percentage points. The cost of home purchase is more affordable in the City of San Bernardino compared to other cities in California. However, like the rest of the state, San Bernardino has followed the same trend of steadily increasing costs for both homeownership and renting. Housing stock is aging; nearly 70 percent of residential units were built prior to 1980.

There are many housing resources in the City and County for low-income, special needs, and homeless households. The Housing Authority of the County of San Bernardino (HACSB) is the largest provider of affordable housing in the County. The HACSB owns and/or manages more than 10,000 housing units and serves approximately 30,000 individuals throughout the County. For special needs, in the City of San Bernardino alone, there are 39 adult residential facilities providing capacity to accommodate 835 persons; there are 24 residential elder care facilities in the City that accommodate 505 persons. Finally, the City utilizes the Emergency Solutions Grant (ESG) program to support services that include emergency shelter, rapid rehousing, homelessness prevention, street outreach, and HMIS costs.

There continue to be barriers to the provision of affordable housing. But through many initiatives and supportive services funded by local and federal resources, efforts are continuously being made to increase affordable housing units, provide supportive services and job training, and offer other tools to build the workforce for a strong community.

MA-10 Number of Housing Units – 91.210(a)&(b)(2)

Introduction

The City is made up mostly of one-unit detached structures, at 61 percent of residential properties. Multiunit structures make up the second highest percentage at 19 percent of the housing stock. From 2000 to the present, the development of housing stock has only increased by three to five percentage points, with multifamily units increasing more rapidly than single-family detached by approximately two percentage points.

Vacant land is available for immediate residential development in the City. Opportunities for development are identified in maps in the City's Housing Element. City policies and goals make evident that the City is committed to both redevelopment and new development. Areas of opportunity include infill housing and new development in the Downtown Core as well as along major corridors.

A healthy vacancy rate is associated with choice and mobility. A healthy vacancy rate for owner-occupied housing is 2-3 percent and 5-6 percent for rental units. In 2010, the vacancy rate for owner-occupied housing was 3.7 percent; in 2017 it was 1.3 percent, 0.7 percent below the range considered healthy. In 2010, the renter-occupied rate was 6.9 percent, above the healthy range by 0.9 percent. By 2017, the rental vacancy rate returned to the healthy range at 6 percent.

Residential mobility is influenced by tenure. Ownership housing is associated with a much lower turnover rate than rental housing. Tenure preferences are primarily related to household income, composition, and age of the householder. Between 2010 and 2017, the number of occupied units decreased, and tenure shifted from majority owner-occupied units to majority renter-occupied units.

All residential properties by number of units

| Property Type | Number | % |
|---------------------------------|---------------|-------------|
| 1-unit detached structure | 37,940 | 61% |
| 1-unit, attached structure | 2,825 | 5% |
| 2-4 units | 5,660 | 9% |
| 5-19 units | 6,460 | 10% |
| 20 or more units | 5,755 | 9% |
| Mobile Home, boat, RV, van, etc | 4,045 | 6% |
| Total | 62,685 | 100% |

Table 27 – Residential Properties by Unit Number

Data Source: 2011-2015 ACS

Unit Size by Tenure

| | Owners | | Renters | |
|--------------------|---------------|-------------|---------------|-------------|
| | Number | % | Number | % |
| No bedroom | 215 | 1% | 1,135 | 4% |
| 1 bedroom | 675 | 3% | 7,460 | 24% |
| 2 bedrooms | 5,620 | 21% | 12,530 | 41% |
| 3 or more bedrooms | 20,520 | 76% | 9,424 | 31% |
| Total | 27,030 | 101% | 30,549 | 100% |

Table 28 – Unit Size by Tenure

Data Source: 2011-2015 ACS

Describe the number and targeting (income level/type of family served) of units assisted with federal, state, and local programs.

The City has a total of 25 assisted multifamily housing projects that provide 3,034 affordable housing units. Fourteen projects (San Bernardino Senior Housing, Sierra Vista, Monte Vista, Buena Vista, Hacienda, AHEPA 302 Apartments, Arrowhead Vista, The Magnolia, Casa Bernadine, Casa Ramona, Jeffrey Court, Laurel Place, Light's Rancho Linda, and The Plaza) are designated as affordable senior communities and have a combined total of 1,329 units. Most of the City's affordable housing was funded by HUD, including Section 202, Section 108, PRAC, HOME, or HFDA. Many projects were also financed through Low Income Housing Tax Credits (LIHTC). Affordable housing units also received funding through the former redevelopment agency or bonds. The HACSB also assisted with the development of the Medical Center Apartments (287 affordable units).

The City falls within the jurisdiction of the HACSB. The HACSB administers the Housing Choice Voucher program, which provides rental assistance to income-eligible residents of San Bernardino by providing monthly rental assistance to participants who rent from a private landlord but pay only 30 percent of the monthly rental payment, with the rest paid to the landlord by HUD. In 2018, the HACSB provided 10,120 housing choice vouchers throughout San Bernardino County and 2,669 vouchers were issued to San Bernardino City residents.

Provide an assessment of units expected to be lost from the affordable housing inventory for any reason, such as expiration of Section 8 contracts.

Assisted units convert to market rate when affordable housing contracts expire. In addition, many of the City's affordable housing projects were assisted with project-based Section 8 contracts and a significant number of these units are considered at risk of converting to market-rate housing due to expiration of subsidy contracts. A total of 15 projects, with a combined total of 1,627 affordable units, are at risk of losing their affordability status.

HACSB does not anticipate losing affordable housing units due to expiration of contracts in the next five years.

Does the availability of housing units meet the needs of the population?

Findings in the data show that there is not enough adequate housing affordable to LMI households, especially for extremely low- and very low-income households. Affordable units accommodate only half the number of households in the 0-30 percent and 30-50 percent HAMFI categories, creating an insufficient amount of housing for households at these income levels.

There is a surplus of affordable units for households in the 50-80 percent and the 80-100 percent HAMFI categories.

Describe the need for specific types of housing:

According to data gathered through community outreach, there is a lack of single-family and other quality housing development. Existing housing stock is also in need of rehabilitation. The primary housing problem is affordability; households in the middle and lower-income categories have difficulty affording homeownership. A need for affordable rental housing is a top need but owner-occupied housing is considered one of the more critical housing needs in the community. The community outreach process also revealed a need for housing for persons with mental and physical disabilities.

The needs identified through community outreach are substantiated in the CHAS 2011-2015 data. As shown in Table 29, Unit Size by Tenure, renters in the City outnumber homeowners by 13 percent. Renters also tend to reside in smaller units: 3-bedroom units are occupied by owners by 2.18 times that of renters, whereas most no-bedroom, 1-bedroom, and 2-bedroom units are occupied by renters (69 percent).

Discussion

See discussion above

MA-15 Housing Market Analysis: Cost of Housing - 91.210(a)

Introduction

Housing costs have the potential to cause housing problems in a community. If housing costs are high relative to household income, there will be a higher rate of cost burden and overcrowding. According to HUD, families who pay more than 30 percent of their income toward housing costs are considered cost burdened and may have difficulty affording necessities such as food, clothing, transportation and medical care. This section analyzes the cost of housing in the City of San Bernardino.

The City's housing market has fluctuated greatly over the last ten years. During the 2000 Census, the median home value (MHV) in the City was \$94,000; it then saw a steep increase during the housing boom of the 2000s, increasing 115 percent by 2009 to an MHV of \$270,200. Soon after, the US went into the Great Recession and housing market crash, where homes across California were foreclosed on and the City saw the MHV drop. Although the MHV has continued to decrease, it is still 41 percent higher than it was before the housing boom in 2000, and wages in the area have not increased accordingly. In 2000, the median income in the City was \$31,140, which would have allowed an average household to purchase a home without becoming cost burdened (less than 30 percent of their income). In 2015, the median income in the City was \$37,047, a 16 percent increase, with an MHV of \$159,800, which would make most homeowners cost burdened.

Based on the 2011-2015 ACS, the median income would be sufficient for a renter to afford \$1,029 in housing costs per month, which includes rent and utilities, and not be cost burdened; 72 percent of the City's renter population pays \$999 or less per month.

Cost of Housing

| | Base Year: 2009 | Most Recent Year: 2015 | % Change |
|----------------------|-----------------|------------------------|----------|
| Median Home Value | 270,200 | 159,800 | (41%) |
| Median Contract Rent | 780 | 813 | 4% |

Table 29 – Cost of Housing

Data Source: 2005-2009 ACS (Base Year), 2011-2015 ACS (Most Recent Year)

| Rent Paid | Number | % |
|-----------------|---------------|---------------|
| Less than \$500 | 4,200 | 13.8% |
| \$500-999 | 17,740 | 58.1% |
| \$1,000-1,499 | 7,279 | 23.8% |
| \$1,500-1,999 | 1,155 | 3.8% |
| \$2,000 or more | 180 | 0.6% |
| Total | 30,554 | 100.0% |

Table 30 - Rent Paid

Data Source: 2011-2015 ACS

Housing Affordability

| % Units affordable to Households earning | Renter | Owner |
|--|---------------|---------------|
| 30% HAMFI | 1,890 | No Data |
| 50% HAMFI | 4,130 | 2,915 |
| 80% HAMFI | 18,415 | 7,975 |
| 100% HAMFI | No Data | 11,994 |
| Total | 24,435 | 22,884 |

Table 31 – Housing Affordability

Data Source: 2011-2015 CHAS

Monthly Rent

| Monthly Rent (\$) | Efficiency (no bedroom) | 1 Bedroom | 2 Bedroom | 3 Bedroom | 4 Bedroom |
|-------------------|-------------------------|-----------|-----------|-----------|-----------|
| Fair Market Rent | 0 | 0 | 0 | 0 | 0 |
| High HOME Rent | 0 | 0 | 0 | 0 | 0 |
| Low HOME Rent | 0 | 0 | 0 | 0 | 0 |

Table 32 – Monthly Rent

Data Source Comments:

Is there sufficient housing for households at all income levels?

Findings in the data show that there is not enough adequate housing affordable to LMI households, especially for extremely low- and very low-income households. Overall, affordable units accommodate only half the number of households in the 0-30 percent and 30-50 percent HAMFI categories, creating an insufficient amount of housing for households at these income levels.

According to the CHAS 2011-2015 data, approximately 13,335 households are at 0-30 percent AMI, yet there are only 1,890 rental units available that are affordable to these households (no data is available on homeowner units).

For the approximately 9,795 households in the City that are at 30-50 percent AMI, 4,130 rental units are affordable, and 2,915 units are affordable for ownership.

There is a surplus of affordable units for some of the 10,630 households in the 50-80 percent HAMFI bracket: there are approximately 18,415 rental units and 7,975 ownership units affordable to these households.

The same is true of the 6,275 households in the City that are in the 80-100 percent HAMFI bracket: there are 11,994 units that are affordable to households earning 100 percent HAMFI, again, creating a surplus of affordable units for households in this range.

How is affordability of housing likely to change considering changes to home values and/or rents?

As illustrated in the table below, home prices in the City of San Bernardino are low compared to those of the state. However, the median single-family home price has increased by approximately 23 percent between January 2016 and January 2019, which is similar to both the County of San Bernardino (24 percent increase) and the state of California as a whole (23 percent increase), during that same time period.

According to the ACS 2015-2018 5-Year Estimates, the majority of renters have consistently spent between \$500 and \$1,499 between 2015 and 2018; renters spending between \$1,500 to \$1,999 doubled during the same time period. Overall, San Bernardino is experiencing an increase in rental housing costs. Between 2015 and 2018, the median rent increased from \$976 to \$1,068. As shown in the table below, both the lowest cost categories (up to \$999) and the highest cost categories (\$2,000-\$2,999) decreased as a percentage of the rental market.

Based upon market data for home prices and rental units, it can be expected that costs will increase, by small percentages.

How do HOME rents / Fair Market Rent compare to Area Median Rent? How might this impact your strategy to produce or preserve affordable housing?

The median gross rent for San Bernardino, according to the ACS 2018 1-Year Estimate, was \$1,068; however, the HUD fair market rent for a three-bedroom is higher at \$1,717.

According to the number of units available, there is a need to develop affordable units for extremely low- to very low-income households. HUD defines cost burden as 30 percent or more of family's household income spent on housing costs, including utilities. Affordable housing cost then would be 30 percent or less of a household's income. The HAMFI for the Riverside-San Bernardino-Ontario, CA MSA is \$69,700. Affordable rent for a family of four, earning 80 percent of the area median family income, or \$55,760, would be \$1,436; for a family earning a very low income of 35,900, \$894; and for a family earning extremely low income of 25,750, \$644. A strategy to address affordable housing needs would be to put HOME and CDBG dollars toward affordable housing construction for extremely low- and very low-income households.

Discussion

See discussion above.

MA-20 Housing Market Analysis: Condition of Housing – 91.210(a)

Introduction

This section of the ConPlan discusses existing housing supply, age and condition of housing, the number of vacant and abandoned units, and the risk posed by lead-based paint.

As discussed in MA-10, 61 percent of the housing stock in the City of San Bernardino is single-family detached. Multiunit structures make up the second highest percentage at 19 percent of housing stock. As is common in many cities in the nation, most residential development in the City occurred between 1950 and 1979.

The following section describes the conditions of the housing stock in the City. HUD defines housing “conditions” similarly to the definition of housing problems discussed in the Needs Assessment. These conditions are:

1. More than one person per room;
2. Cost burden greater than 30 percent;
3. Lack of complete plumbing; and
4. Lack of complete kitchen facilities.

Definitions

In the City of San Bernardino, substandard housing conditions may consist of the following: structural hazards, poor construction, inadequate maintenance, faulty wiring, plumbing, fire hazards, and inadequate sanitation. Substandard units suitable for rehabilitation are those units where the total rehabilitation costs do not exceed 25 percent of the after-rehabilitation value.

Condition of Units

| Condition of Units | Owner-Occupied | | Renter-Occupied | |
|--------------------------------|----------------|-------------|-----------------|-------------|
| | Number | % | Number | % |
| With one selected Condition | 10,325 | 38% | 16,544 | 54% |
| With two selected Conditions | 1,080 | 4% | 4,305 | 14% |
| With three selected Conditions | 10 | 0% | 160 | 1% |
| With four selected Conditions | 0 | 0% | 20 | 0% |
| No selected Conditions | 15,620 | 58% | 9,515 | 31% |
| Total | 27,035 | 100% | 30,544 | 100% |

Table 33 - Condition of Units

Data Source: 2011-2015 ACS

Year Unit Built

| Year Unit Built | Owner-Occupied | | Renter-Occupied | |
|-----------------|----------------|-------------|-----------------|-------------|
| | Number | % | Number | % |
| 2000 or later | 2,265 | 8% | 1,530 | 5% |
| 1980-1999 | 6,644 | 25% | 8,275 | 27% |
| 1950-1979 | 12,720 | 47% | 15,580 | 51% |
| Before 1950 | 5,405 | 20% | 5,155 | 17% |
| Total | 27,034 | 100% | 30,540 | 100% |

Table 34 – Year Unit Built

Data Source: 2011-2015 CHAS

Risk of Lead-Based Paint Hazard

| Risk of Lead-Based Paint Hazard | Owner-Occupied | | Renter-Occupied | |
|---|----------------|-----|-----------------|-----|
| | Number | % | Number | % |
| Total Number of Units Built Before 1980 | 18,125 | 67% | 20,735 | 68% |
| Housing Units build before 1980 with children present | 4,650 | 17% | 1,905 | 6% |

Table 35 – Risk of Lead-Based Paint

Data Source: 2011-2015 ACS (Total Units) 2011-2015 CHAS (Units with Children present)

Vacant Units

| | Suitable for Rehabilitation | Not Suitable for Rehabilitation | Total |
|--------------------------|-----------------------------|---------------------------------|-------|
| Vacant Units | 3,570 | 0 | 3,570 |
| Abandoned Vacant Units | 0 | 0 | 0 |
| REO Properties | 193 | 0 | 193 |
| Abandoned REO Properties | 0 | 0 | 0 |

Table 36 - Vacant Units

Alternate Data Source Name:

Vacant Unit Data

Data Source Comments: Vacant Units, 2017 ACS 1-Year Estimates San Bernardino, CA REO, Realtytrac.com, January 27, 2020

Need for Owner and Rental Rehabilitation

Most occupied units were built before 1980. Sixty-eight percent of renter-occupied units and 67 percent of owner-occupied units were built prior to 1980. For units built between 1950 and 1979, renters outnumber owners by nearly 25 percent. The disproportionate share of renters that occupy older units could indicate a more urgent need for the rehabilitation of rental units in the City. The high percentage of older units, both owned-occupied and renter-occupied, indicates the potential need for rehabilitation for both.

Estimated Number of Housing Units Occupied by Low or Moderate Income Families with LBP Hazards

To estimate the number of housing units in the City with lead-based paint (LBP) hazards that are occupied by LMI families, the building age of each unit is evaluated. The use of LBP on residential units was prohibited after 1978, but for the sake of this plan, the number of units built before 1980 will be used to determine how many LMI households are at risk of LBP hazards.

The 2011-2015 ACS data in Table 36 shows that approximately 38,860 units in San Bernardino were built before 1980 and could be at risk of LBP.

Based upon the 2012-2016 CHAS data, approximately 31,062 residential units built prior to 1980 are occupied by LMI families and are at risk of exposure to LBP hazards.

Discussion

The City will continue to develop policies to rehabilitate older and abandoned housing in the City in an effort to fulfill its Regional Housing Need Allocation (RHNA) obligation and provide housing to LMI households.

The City will continue efforts to reduce LBP hazards in housing constructed prior to 1978 and assisted through the Owner-Occupied Residential Rehabilitation Program by testing for LBP. If LBP is found, safe work practices or abatement procedures will be included in the scope of work for the rehabilitation. All City procedures for the prevention of LBP poisoning when working on residential structures will comply with 24 CFR Part 35.

The City still has several abandoned homes that have been foreclosed, have deteriorated, and have been vandalized. In Ward 1, there is a focus on the City's Single-Family Unit Acquisition and Rehabilitation program, but foreclosed homes citywide are eligible properties. The City has identified providers, including Housing Partners 1, Inc. and Neighborhood Housing Service of the Inland Empire, to rehabilitate, manage, market, and close the sale of foreclosed homes.

The vacant unit table found in this section only includes the number of vacant units and REO units. The City has not completed a recent housing conditions study to determine which units are not suitable for rehabilitation. As properties are rehabilitated using CDBG and HOME funds each is evaluated to determine whether it is suitable for rehabilitation.

MA-25 Public and Assisted Housing – 91.210(b)

Introduction

The HACSB is the largest provider of affordable housing in the County. The HACSB owns and/or manages more than 10,000 housing units and serves approximately 30,000 individuals throughout the County. Currently, the HACSB does not anticipate awarding new project-based vouchers.

Totals Number of Units

| | Program Type | | | | | | | | |
|--|--------------|-----------|----------------|----------|----------------|---------------|-------------------------------------|----------------------------|------------|
| | Certificate | Mod-Rehab | Public Housing | Vouchers | | | | | |
| | | | | Total | Project -based | Tenant -based | Special Purpose Voucher | | |
| | | | | | | | Veterans Affairs Supportive Housing | Family Unification Program | Disabled * |
| # of units vouchers available | 0 | 0 | 1,321 | 8,678 | 552 | 8,126 | 352 | 1,109 | 834 |
| # of accessible units | | | | | | | | | |
| *includes Non-Elderly Disabled, Mainstream One-Year, Mainstream Five-year, and Nursing Home Transition | | | | | | | | | |

Table 37 – Total Number of Units by Program Type

Data Source: PIC (PIH Information Center)

Describe the supply of public housing developments:

Describe the number and physical condition of public housing units in the jurisdiction, including those that are participating in an approved Public Housing Agency Plan:

Under the FY12 HUD appropriations act, the Rental Assistance Demonstration (RAD) program allows public housing agencies (PHAs) to convert their public housing units from their original sources of HUD financing to project-based Section 8 contracts. Similar to the Section 8 Housing

Choice Voucher (HCV) program, income eligible tenants pay 30 percent of their income and the project-based rental assistance makes up the difference between what an extremely low-, low-, or very low-income household can afford and the approved rent for the unit. Tenants would have the option of applying to renew the Section 8 contract. As of FY 2020, all public housing units under the HACSB will be converted to project-based vouchers, commonly referred to as Section 8 units. Planned existing project-based voucher properties include:

- Family Community, New Development – 333 units
- Family Community, Existing Development – 434 units
- RAD Conversion, Existing Public Housing Community – 1,003 units
- Senior Community, Existing Development – 349 units
- Family & Senior Community, New Development – 11 units
- Veterans' Housing, New Development – 37
- Permanent Supportive Housing for Chronically Homeless – 69
- Veterans' Housing, Scattered Sites – 12

In June 2018, the City of San Bernardino received \$20 million from the state's Strategic Growth Council through the California Affordable Housing and Sustainable Communities program. The funding has been prioritized to revitalize the Arrowhead Grove neighborhood, formerly the Waterman Gardens Public Housing site, and the adjacent corridor. The project will include 147 affordable housing units and 36 market-rate units, along with pedestrian and transit improvements that will benefit the community at large. The National Community Renaissance (National CORE), an affordable housing developer, has partnered with the HACSB for the project.

As mentioned above, all units under the HACSB will be converted to project-based vouchers, commonly referred to as Section 8 units. The primary benefit of RAD is that properties that convert under this process are no longer restricted from securing private sources of capital financing, and the owners are therefore able to address deferred maintenance issues that have caused public housing and other HUD rental stock to deteriorate nationwide. HACSB refers to housing projects as Asset Management Projects (AMPs). The initial phase of the RAD conversion included rehabilitation at the following sites:

- 97 scattered site units in AMP 120
- 330 units in AMP 130 (Maplewood Homes)

- 75 units in AMP 150 (Brockton site 19-05)
- 50 units in AMP 160 (Monte Vista site 19-06)

In September 2018, the second phase of the RAD conversion of public housing units closed and rehabilitation work identified under the RAD physical needs assessments commenced. The second phase of the conversion included the following sites:

- 12 scattered site units in AMP 150 (E. 9th Street)
- 125 units in AMP 160 (Colton sites 19-04 & 19-10)
- 217 units in AMP 170 (Barstow sites 19-07, 19-12, 19-13 and Deseret)

All public housing units have been converted through RAD and therefor there are no public housing units in the City.

Public Housing Condition

| Public Housing Development | Average Inspection Score |
|----------------------------|--------------------------|
| | |

Table 38 - Public Housing Condition

Describe the restoration and revitalization needs of public housing units in the jurisdiction:

The HACSB has received approval under HUD's RAD program and has converted its entire public housing portfolio. As of FY 2020, all units have been or will be converted to project-based vouchers, commonly referred to as Section 8 units.

Describe the public housing agency's strategy for improving the living environment of low- and moderate-income families residing in public housing:

The HACSB works to facilitate opportunities for families and individuals to become self-sufficient and financially independent so that they can transition from dependency on housing subsidy through the following strategies:

- Develop and maintain policies, programs, and services that foster accountability, responsibility, and economic independence.
- Partner with external organizations to support clients in acquiring life skills, education, and training.
- Strengthening tenants' personal accountability and in transitioning to home ownership/market rentals

In addition to implementing non-MTW activities to address the goal of self-sufficiency, the HACSB has implemented nine MTW activities that address this goal: Local Policies for Portability, Elimination of Earned Income Disallowance, Minimum Rent, Pilot Work Requirement, Local Income Inclusion, implementation of a local Family Self Sufficiency program, Term-Limited Lease Assistance Program, No Child Left Unsheltered, and Transition for Over-Income Families

Discussion:

Over 10,700 housing vouchers are currently active countywide, of which there are approximately 2,600 voucher holders in the City of San Bernardino. Approximately 37 percent of the voucher holders have requested accessible units or features. The majority of voucher holders have a tenant-based vouchers. Currently, there are approximately 31,000 households on the Housing Choice Voucher waiting list for project-based and 23,023 for tenant-based vouchers. There is a need for applicant assistance in the housing program application process as well as finding property owners that will accept vouchers.

The Housing Choice Vouchers program is unable to accommodate all low-income households. There is a housing gap of 11,445 units for households earning between 0 to 30 percent AMI as well as a housing gap of 2,750 units for households earning between 30 to 50 percent AMI. Hispanic and Black/African American households are the most prevalent cost burdened populations.

Assisted units sometimes convert to market rate units when affordable housing contracts expire. Many of the City's affordable housing projects that are assisted with project-based Section 8 contracts are considered at risk of converting to market-rate housing due to expiration of subsidy contracts. Specifically, a total of 15 projects, with a combined total of 1,627 affordable units, are at risk of losing their affordability status.

MA-30 Homeless Facilities and Services – 91.210(c)

Introduction

The City of San Bernardino assists homeless populations through funding supportive service providers in the community. The City has traditionally provided funding through the ESG program to support services that include emergency shelter, rapid rehousing, homelessness prevention, street outreach, and HMIS costs.

Facilities and Housing Targeted to Homeless Households

| | Emergency Shelter Beds | | Transitional Housing Beds | Permanent Supportive Housing Beds | |
|---|---------------------------------|------------------------------------|---------------------------|-----------------------------------|-------------------|
| | Year Round Beds (Current & New) | Voucher / Seasonal / Overflow Beds | Current & New | Current & New | Under Development |
| Households with Adult(s) and Child(ren) | 252 | 17 | 145 | 695 | 0 |
| Households with Only Adults | 176 | 0 | 101 | 833 | 0 |
| Chronically Homeless Households | 0 | 0 | 0 | 652 | 0 |
| Veterans | 29 | 0 | 5 | 712 | 0 |
| Unaccompanied Youth | 5 | 0 | 0 | 3 | 0 |

Table 39 - Facilities and Housing Targeted to Homeless Households

Data Source Comments: 2019 San Bernardino City and County CoC Housing Inventory Count

Describe mainstream services, such as health, mental health, and employment services to the extent those services are used to complement services targeted to homeless persons

Many organizations in San Bernardino, including businesses, civic groups, corporations, educational institutions, faith-based organizations, local government, and nonprofit agencies, provide financial assistance, food, health care, clothing, legal assistance, public assistance, rental assistance, and utility assistance at little or no cost. Mainstream benefit programs such as CalFresh, Medicaid/Medi-Cal, Social Security Disability Income (SSDI), Supplemental Security Income (SSI), and Veteran's Benefits are available to homeless persons in the City.

Additionally, the Homeless Provider Network (HPN) acts as an advocate for homeless populations and those at risk of becoming homeless. The HPN facilitates the collaboration between the public and private sectors to coordinate services to assist and prevent homelessness. Member organizations of the HPN meet monthly.

List and describe services and facilities that meet the needs of homeless persons, particularly chronically homeless individuals and families, families with children, veterans and their families, and unaccompanied youth. If the services and facilities are listed on screen SP-40 Institutional Delivery Structure or screen MA-35 Special Needs Facilities and Services, describe how these facilities and services specifically address the needs of these populations.

The City works with various agencies and provides referrals for services to homeless populations and those at risk of homelessness:

- Community Action Partnership of San Bernardino County – provides homeless persons and those at risk of homelessness with temporary rental assistance, financial literacy education, and linkages to other support services.
- Family Service Association of Redlands – provides emergency shelter (motel vouchers), wraparound services, and case management to prevent homelessness.
- Lutheran Social Services – provides emergency shelter as a "bridge" to permanent housing, and wrap-around services to help homeless men 18 years and older to achieve self-sufficiency.
- Step Up on Second – provides supportive services which begin with engagement and street outreach activities.
- The Salvation Army Hospitality House – provides emergency shelter, referrals to permanent housing services, and meals to families and single females experiencing homelessness.

Other agencies in the County providing services to address homelessness include:

- Catholic Charities San Bernardino
- High Desert Homeless Services, Inc.
- Victor Valley Family Resource Center

Time for Change Foundation provides emergency shelter services to women and children as well as permanent housing. Helping Hands Pantry, a food bank, serves the communities of the County of San Bernardino; programs include a mobile food pantry and the College Student Food Assistance Program for students who do not have the resources to buy enough food.

MA-35 Special Needs Facilities and Services – 91.210(d)

Introduction

There are 39 adult residential facilities in the City of San Bernardino. Such facilities provide safe and secure places for the elderly and persons with disabilities to stay while their primary caretakers work or run errands. In January 2020, there were 60 licensed adult residential facilities in the City with the capacity to accommodate a total of 835 persons.

Residential care facilities for the elderly are family homes, group care facilities, or other similar facilities in which non-medical care is provided 24 hours per day to support daily activities and ensure personal security of the elderly. There are 24 residential elder care facilities in the City that accommodate 505 persons.

Including the elderly, frail elderly, persons with disabilities (mental, physical, developmental), persons with alcohol or other drug addictions, persons with HIV/AIDS and their families, public housing residents and any other categories the jurisdiction may specify, and describe their supportive housing needs

Elderly. Elderly persons may have special housing needs primarily due to income, health care costs, and physical or mental disabilities, particularly those that tend to increase with age. As a result, the elderly may face difficulty in finding housing and may become victims of housing discrimination or fraud. According to the 2011-2015 ACS, approximately 15,302 persons 62 years and older reside in the City, representing seven percent of the total population. The senior population is growing at a faster pace than the overall population. According to the ACS, between 2010 and 2017, the total number of elderly persons in San Bernardino increased by more than 12 percent while the City's total population increased by only 2.5 percent.

Persons with Disabilities. Persons with disabilities frequently have special housing needs, often related to a potentially limited ability to earn enough income, a lack of accessible and affordable housing, and higher health costs associated with a disability. Persons with self-care and mobility limitations may also require housing design features such as wheelchair ramps, grab bars, special bathroom designs, and/or wider doorway openings.

According to the ACS 2014-2018 5-Year Estimates, 12.5 percent of San Bernardino residents reported a disability, a decrease from the 2009-2013 estimates, which estimated that 13.2 percent of the population had one or more disabilities.

Approximately 16.5 percent of those between the ages of 35 to 64 reported having a disability. Approximately 38.5 percent of those between the ages of 65 to 74 reported having a disability, which is approximately 8 percent higher than the County level. For those 75 years and older, 60.9 percent of the population reported having a disability, which is approximately 5 percent higher than the County level.

A major challenge facing the City is the availability of housing stock with accessible features that meet the needs of disabled residents and their families. The ACS 2014-2018 5-Year estimates showed that 14.2 percent, or 2,586, residents above the age of 65 were living below the poverty level. Living below the poverty level further limits resources and puts an additional constraint on the already limited housing options available to seniors with a disability.

Community outreach also revealed a need for housing programs with mental health services for people with mental and physical disabilities.

Drugs/Alcohol. The County of San Bernardino provides alcohol and drug services through the Substance Use Disorder and Recovery Services (SUDRS) program. Services are available to all County residents.

Additionally, Supervised Treatment After Release (STAR) is the treatment component of the Mental Health Court System of Care. Individuals are generally referred while incarcerated in the West Valley Detention Center. STAR arranges for:

- Day treatment
- Intensive case management
- Residential placement
- Drug and alcohol treatment
- Periodic court reviews

HIV/AIDS. The National Commission on AIDS states that up to half of all Americans with HIV or AIDS are either homeless or at imminent risk of becoming homeless because of their illness, lack of income or other resources, and having a weak support network. Persons with HIV/AIDS may also require a broad range of services, including counseling, medical care, in-home care, transportation assistance, and food provision.

Describe programs for ensuring that persons returning from mental and physical health institutions receive appropriate supportive housing

The City has worked with St. Bernadine Hospital to transition homeless individuals who are being discharged from the hospital into transitional housing and ultimately transition into permanent housing. The City will continue to support the regional Continuum of Care's efforts to implement the San Bernardino County 10-Year Strategy for Ending Homelessness. This plan includes a recommendation to focus on discharge planning to prevent people from becoming homeless when they are discharged from correctional, foster care, health care, or mental health care systems. The McKinney-Vento Act requires that state and local governments have policies and protocols in place to ensure that persons being discharged from a publicly funded institution or system of care are not discharged immediately into homelessness. To meet HUD's requirements, the 10-Year Strategy has established a Discharge Planning Committee to focus on improving coordination between discharge planning agencies, local government, and homeless service providers in order to implement a "zero tolerance" plan that will prevent persons from being discharged into homelessness. The City has provided ESG funding to Step Up on Second (Step

Up) for essential service referrals and housing placement services to homeless and near-homeless persons. Step Up also provides daily street outreach to the most service-resistant homeless population in San Bernardino.

Specify the activities that the jurisdiction plans to undertake during the next year to address the housing and supportive services needs identified in accordance with 91.215(e) with respect to persons who are not homeless but have other special needs. Link to one-year goals. 91.315(e)

Through CDBG, ESG, and other available resources, the City traditionally funds organizations that provide services to residents in need. Such funding support includes ADA accessibility for public spaces and service organizations providing assistance and referrals to low-income persons in need of various supportive services. In 2020-2021 the City intends to fund several affordable housing initiatives including the development of new affordable rental housing (100 units), expand home ownership opportunities to eligible LMI households through its Infill Housing Program (4 new units) and its First Time Home Ownership Program (2 existing units), rental housing rehabilitation (239 units), and through fair housing assistance which will help over 2,000 property owners and tenants citywide. The City prioritizes families whose household income is extremely low and low income income.

For entitlement/consortia grantees: Specify the activities that the jurisdiction plans to undertake during the next year to address the housing and supportive services needs identified in accordance with 91.215(e) with respect to persons who are not homeless but have other special needs. Link to one-year goals. (91.220(2))

See above discussions.

MA-40 Barriers to Affordable Housing – 91.210(e)

Negative Effects of Public Policies on Affordable Housing and Residential Investment

The City recognizes that barriers to affordable housing exist and continues to employ strategies to overcome them. Policies can create barriers to the production of affordable housing and residential investment because such factors increase costs.

The high cost of affordable housing and residential investment can be contributed to the following:

Lack of Affordable Housing Funds: Funding for affordable housing usually comes from the government at the local, state, or federal levels or from nonprofit organizations specializing in the construction of affordable housing. Before 2012, redevelopment had the ability to borrow against future property tax revenue in order to finance capital projects and address blight; 20 percent of redevelopment money was required to be allocated toward affordable housing. Due to state budgetary problems, redevelopment agencies were dissolved. Now the City relies on private resources, federal grant programs, state resources, and philanthropy to fund affordable housing projects.

Environmental Review: Environmental review can be a long process and is expensive if extensive environmental review is required under the California Environmental Quality Act (CEQA) or the National Environmental Policy Act. Additionally, if a developer is applying to rezone an area or parcel, an amendment to the General Plan or Zoning Ordinance is required, which is a project under CEQA. Such an amendment requires environmental review, which can become a long and even political process that can slow or even stop the development of projects.

Site Improvements: Many parts of the City of San Bernardino are undeveloped and lack adequate pedestrian and automobile infrastructure to support new residential subdivisions. All new residential development is required to provide sidewalk with curbs and gutters and must be served by appropriate roadways consistent with the General Plan Circulation Element and adopted road development standards. The cost of these improvements increases the cost of development but is necessary to facilitate pedestrian and vehicular access and movement in the City.

Planning and Development Fees: Planning and development impact fees, such as for transportation, water, and sewer infrastructure improvements, often add to the overall cost of development. The City's fees reflect the fair share of the costs of providing permitting, infrastructure, and services for new residences.

Infrastructure and Impact Fees: Impact fees are charged to housing developers to pay for City infrastructure that will support the project, or pay for parks or other City services that protect the welfare of residents. A primary financial deterrent for developers is the high cost of impact fees. Construction costs, permitting fees, and impact fees are passed on to the consumer, driving up the cost of housing at all income levels.

State and Federal Davis-Bacon Prevailing Wages: The state Department of Industrial Relations (DIR) expanded the kinds of projects that require the payment of prevailing wages. Prevailing wage adds to the overall cost of development. A prevailing wage must also be paid to laborers when federal funds are used to pay labor costs for any project over \$2,000 or on any multifamily project over eight units. Based on discussions with developers, various prevailing wage requirements typically inflate the development costs by 35 percent.

MA-45 Non-Housing Community Development Assets – 91.215 (f)

Introduction

The City of San Bernardino is located in the Inland Empire, which is part of a populous area west of Los Angeles in Southern California. Top employers in the City include California State University, San Bernardino, Caltrans, and the Community Hospital of San Bernardino. There are 57,889 jobs in the City with a labor force of approximately 88,000. The City has strong millennial growth with an average age of 32, younger than both the state (36) and the nation (37). Additionally, the County is the second-fastest growing county in the state, likely due to lower home prices and commercial vacancy rates, making the area ideal for investment.

Economic Development Market Analysis

Business Activity

| Business by Sector | Number of Workers | Number of Jobs | Share of Workers % | Share of Jobs % | Jobs less workers % |
|---|-------------------|----------------|--------------------|-----------------|---------------------|
| Agriculture, Mining, Oil & Gas Extraction | 771 | 229 | 1 | 0 | -1 |
| Arts, Entertainment, Accommodations | 7,079 | 7,320 | 13 | 13 | 0 |
| Construction | 4,002 | 2,357 | 7 | 4 | -3 |
| Education and Health Care Services | 11,756 | 14,338 | 21 | 25 | 4 |
| Finance, Insurance, and Real Estate | 2,248 | 3,649 | 4 | 6 | 2 |
| Information | 752 | 350 | 1 | 1 | 0 |
| Manufacturing | 5,683 | 3,438 | 10 | 6 | -4 |
| Other Services | 2,023 | 2,422 | 4 | 4 | 0 |
| Professional, Scientific, Management Services | 3,168 | 4,139 | 6 | 7 | 1 |
| Public Administration | 0 | 0 | 0 | 0 | 0 |
| Retail Trade | 8,041 | 8,264 | 15 | 14 | -1 |
| Transportation and Warehousing | 5,321 | 7,872 | 10 | 14 | 4 |
| Wholesale Trade | 4,046 | 3,511 | 7 | 6 | -1 |
| Total | 54,890 | 57,889 | -- | -- | -- |

Table 40 - Business Activity

Data Source: 2011-2015 ACS (Workers), 2015 Longitudinal Employer-Household Dynamics (Jobs)

Labor Force

| | |
|--|--------|
| Total Population in the Civilian Labor Force | 88,507 |
| Civilian Employed Population 16 years and over | 73,795 |
| Unemployment Rate | 16.60 |
| Unemployment Rate for Ages 16-24 | 34.05 |
| Unemployment Rate for Ages 25-65 | 9.00 |

Table 41 - Labor Force

Data Source: 2011-2015 ACS

| Occupations by Sector | Number of People |
|--|------------------|
| Management, business and financial | 9,155 |
| Farming, fisheries and forestry occupations | 4,155 |
| Service | 10,555 |
| Sales and office | 18,790 |
| Construction, extraction, maintenance and repair | 7,535 |
| Production, transportation and material moving | 5,500 |

Table 42 – Occupations by Sector

Data Source: 2011-2015 ACS

Travel Time

| Travel Time | Number | Percentage |
|--------------------|---------------|-------------|
| < 30 Minutes | 45,150 | 66% |
| 30-59 Minutes | 15,889 | 23% |
| 60 or More Minutes | 7,445 | 11% |
| Total | 68,484 | 100% |

Table 43 - Travel Time

Data Source: 2011-2015 ACS

Education:

Educational Attainment by Employment Status (Population 16 and Older)

| Educational Attainment | In Labor Force | | Not in Labor Force |
|---|-------------------|------------|--------------------|
| | Civilian Employed | Unemployed | |
| Less than high school graduate | 14,685 | 3,539 | 14,005 |
| High school graduate (includes equivalency) | 16,405 | 2,535 | 10,015 |
| Some college or Associate's degree | 19,900 | 2,590 | 7,675 |

| Educational Attainment | In Labor Force | | Not in Labor Force |
|-----------------------------|-------------------|------------|--------------------|
| | Civilian Employed | Unemployed | |
| Bachelor's degree or higher | 8,335 | 615 | 2,630 |

Table 44 - Educational Attainment by Employment Status

Data Source: 2011-2015 ACS

Educational Attainment by Age

| | Age | | | | |
|---|-----------|-----------|-----------|-----------|---------|
| | 18–24 yrs | 25–34 yrs | 35–44 yrs | 45–65 yrs | 65+ yrs |
| Less than 9th grade | 535 | 2,144 | 3,713 | 7,580 | 3,660 |
| 9th to 12th grade, no diploma | 5,399 | 5,765 | 5,350 | 7,669 | 2,500 |
| High school graduate, GED, or alternative | 9,005 | 9,785 | 7,140 | 12,035 | 4,600 |
| Some college, no degree | 10,905 | 8,939 | 5,085 | 9,830 | 3,385 |
| Associate's degree | 1,004 | 2,258 | 1,405 | 2,665 | 1,224 |
| Bachelor's degree | 1,179 | 2,595 | 1,775 | 3,705 | 1,394 |
| Graduate or professional degree | 15 | 754 | 850 | 1,894 | 918 |

Table 45 - Educational Attainment by Age

Data Source: 2011-2015 ACS

Educational Attainment – Median Earnings in the Past 12 Months

| Educational Attainment | Median Earnings in the Past 12 Months |
|---|---------------------------------------|
| Less than high school graduate | 33,509 |
| High school graduate (includes equivalency) | 65,568 |
| Some college or Associate's degree | 88,789 |
| Bachelor's degree | 57,200 |
| Graduate or professional degree | 109,150 |

Table 46 – Median Earnings in the Past 12 Months

Data Source: 2011-2015 ACS

Based on the Business Activity table above, what are the major employment sectors within your jurisdiction?

Education and health care services is the top employment sector with the highest percentage of local workers within the sector in San Bernardino, followed by retail trade, arts/entertainment/accommodations, transportation and warehousing, and manufacturing. The sectors with the highest percentage of jobs within the sector are education and healthcare services, retail, transportation and warehousing, and arts, entertainment and accommodations. Manufacturing has the

most oversupply of labor (more workers than jobs). Education/health care services and finance/insurance/real estate both have the most undersupply of labor (more jobs than workers).

Describe the workforce and infrastructure needs of the business community:

The City has a civilian labor force of 88,507. However, the unemployment rate is unusually high at 16.6 percent overall, and 9 percent for those in the 25-65 age cohort; the national rate is 3.7 percent and for comparably sized cities, 5.5 percent. Though education and health care services are the top business sector, the most occupations are in sales and office. As discussed above, there is a need for workers in the finance, insurance, and real estate sector. Additionally, because of the finding that there are more workers than jobs in manufacturing, it could be beneficial to incentivize manufacturing companies to locate in the City. The public outreach process for the 2020-2025 ConPlan also expressed the need for job training for residents.

Describe any major changes that may have an economic impact, such as planned local or regional public or private sector investments or initiatives that have affected or may affect job and business growth opportunities during the planning period. Describe any needs for workforce development, business support or infrastructure these changes may create.

The City of San Bernardino has developed the San Bernardino Downtown Vision & Action Plan, which includes the development of the 48.2-acre Carousel District. A goal of the plan is to capitalize on the Carousel District's ability to attract visitors to its arts and entertainment amenities by further developing the area. Projects being considered for this mixed-use development include residential market-rate housing and retail redevelopment with future phases of office, educational, and/or additional housing.

In addition to development, the InTech Center in Fontana is part of an initiative designed to provide hands-on training that manufacturing employers are looking for. Manufacturing sectors are growing in the County and include advanced manufacturing, food, plastics, and metal manufacturing. The center provides individual certificate programs as well as comprehensive career skill development, such as in industrial maintenance, pre-engineering, robotics, and IT.

Tens of thousands of new residential units are anticipated. As such, the County also has resources in place to attract retail by assisting investors with site selection, business planning, obtaining permits to operate retail, workforce assistance, and demographic and market reports.

How do the skills and education of the current workforce correspond to employment opportunities in the jurisdiction?

As discussed above, there is a need for workers in the finance, insurance and real estate sector, possibly indicating a need for related job training and educational opportunities. Additionally, because of the finding that there are more workers than jobs in manufacturing, it could be beneficial to incentivize

manufacturing companies to locate in the City. As mentioned above, job training is a need in the community.

Describe any current workforce training initiatives, including those supported by Workforce Investment Boards, community colleges and other organizations. Describe how these efforts will support the jurisdiction's Consolidated Plan.

The San Bernardino Community and Economic Development Department will continue consulting with County Workforce Development, County Department of Behavioral Health, and County Office on Aging and Adult Services, all of which are involved in the delivery of housing, supportive services and economic development to low- and moderate-income San Bernardino residents. Workforce Development provides job placement services for persons in the County and paid on-the-job training and any equipment that an employee may require to carry their new job. In the realm of economic development, the City recently established a partnership with the Mexican Consulate's Emprendedores program. The program partners with the Small Business Administration and the City's Micro Enterprise program to provide Spanish language training for persons interested in launching a small business or expanding an existing small business. Through the City's partnership with the Emprendedores program, the City will cross promote the services available through Workforce Development.

Does your jurisdiction participate in a Comprehensive Economic Development Strategy (CEDS)?

No

If so, what economic development initiatives are you undertaking that may be coordinated with the Consolidated Plan? If not, describe other local/regional plans or initiatives that impact economic growth.

The City does not have a comprehensive economic development strategy.

Discussion

See discussion above.

MA-50 Needs and Market Analysis Discussion

Are there areas where households with multiple housing problems are concentrated? (include a definition of "concentration")

As discussed below, there are racial and ethnic concentrations and LMI concentrations within the City. The definition of "concentration" is provided below.

Are there any areas in the jurisdiction where racial or ethnic minorities or low-income families are concentrated? (include a definition of "concentration")

A minority concentration is defined as census tracts where the percentage of individuals of racial or ethnic minority groups is at least 20 percent higher than the City average. An LMI concentration is defined as a census tract in which the median household income is less than or equal to 80 percent of the statewide median family income, in which the median family income is less than or equal to 80 percent of the metropolitan area's median family income, or in which the federal poverty rate is 20 percent or greater.

As discussed in NA-30, five census tracts have a Hispanic minority concentration.

A majority of the City is considered an LMI area (see attached LMI Concentration Map).

What are the characteristics of the market in these areas/neighborhoods?

According to the ACS 2014-2018 5-Year Estimates, the median household income for the City is \$43,136, which is less than the County's median household income of \$60,164.

As of January 24, 2020, there are approximately 185 houses in various states of foreclosure throughout the City. Housing units in foreclosure generally overlap with LMI neighborhoods displayed in the attached Map.

Are there any community assets in these areas/neighborhoods?

The County operates an Employment Resource Center in downtown San Bernardino near City Hall in an LMI neighborhood. California State University, San Bernardino is also located in an LMI neighborhood.

Are there other strategic opportunities in any of these areas?

The City has several economic advantages, including modern industrial buildings, convenient freeway access, and generally lower labor costs.

Additionally, the City continues to encourage economic development and will continue to fund nonprofits that develop the capacity of residents through job and small business development training.

MA-60 Broadband Needs of Housing occupied by Low- and Moderate-Income Households - 91.210(a)(4), 91.310(a)(2)

Describe the need for broadband wiring and connections for households, including low- and moderate-income households and neighborhoods.

According to the California Interactive Broadband Map, most of the City is served by fixed-service broadband. Most unserved areas are nonresidential; however, approximately 150 mobile homes are unserved in the City. Stakeholders also identified a need for internet access among homeless individuals and housing program participants.

Describe the need for increased competition by having more than one broadband Internet service provider serve the jurisdiction.

Charter Communications (Spectrum) and Frontier Communications are the primary fixed-service internet service providers (ISPs) operating within the City. Charter and Frontier generally cover the entire City, save for the unserved pockets discussed above. Frontier provides DSL and fiber internet, whereas Charter provides broadband with small pockets of fiber service.

The table attached with this section displays the monthly price of internet (excluding equipment rental fees) by ISP as of January 24, 2020.

For households that are recipients of the National School Lunch Program (NSLP), the Community Eligibility Provision of the NSLP, or Supplemental Security Income (SSI; 65 years and older), Charter offers broadband internet access (up to 30Mbps) for \$14.99 per month with no equipment rental fees. Frontier also provides low-cost internet access (1.61Mbps to 12Mbps) for \$19.99 per month for recipients of CalFresh, SSI, Medi-Cal, and Bureau of Indian Affairs programs. This offer also comes with a Chromebook provided by funding from the California Emerging Technology Fund.

LMI households who are participants of these programs would be able to access the internet at a low cost. LMI households who are not participants of these specific programs or cannot afford the reduced price would be unable to access the internet.

MA-65 Hazard Mitigation - 91.210(a)(5), 91.310(a)(3)

Describe the jurisdiction's increased natural hazard risks associated with climate change.

Climate change is a phenomenon where greenhouse gases (GHGs) produced by natural and man-made sources trap heat in the atmosphere, causing an increase in the global average air and ocean temperatures and the melting of snow and ice, which consequently causes sea level rise.

Depending on the level of emissions, by 2099, the average temperature of San Bernardino County is projected to rise between 3.8 and 6.7 degrees Fahrenheit. Increased temperatures could manifest as heat waves, which would lead to increased incidents of heat stress and heat stroke and exacerbate existing health conditions. Furthermore, the lack of moisture in the air, when compounded by long-term drought, may also increase the risk of wildfires, resulting in more deaths, destroyed property, and increased air pollution.

Climate change may also cause increased occurrences of extreme weather events, such as storms and flooding. This would increase fatal and nonfatal injuries, ruin housing, and may result in permanent displacement.

Describe the vulnerability to these risks of housing occupied by low- and moderate-income households based on an analysis of data, findings, and methods.

LMI households and those with special needs without the means to evacuate would be more vulnerable during natural disasters caused by climate change. It would be difficult for households to acquire transportation and housing accommodations during an emergency. Additionally, housing destroyed by natural disasters would be difficult to replace in the already constrained housing market.

Furthermore, households without adequate air conditioning systems would also be at increased risk of heat stress and heat stroke.

Stakeholders identified homeless individuals as having the greatest risk from emergencies and natural disasters. Extreme heat events require cooling centers; however, resources may not be available to accommodate all homeless persons. Additionally, it was identified that households at risk of fire hazard may not have the resources to find replacement housing, and resources may not be available to provide emergency shelter.

Strategic Plan

SP-05 Overview

Strategic Plan Overview

This overview summarizes the key points of each section of the market analysis and sets a basis for some of the funding priorities listed in the Strategic Plan. The Market Analysis identifies the City's housing market, which includes the housing stock, the cost of housing in the City, housing needs for low-income and special needs populations, and barriers to the development of new housing, especially affordable housing.

As with many suburban cities, the City of San Bernardino is made up mostly of one-unit detached structures. Multiunit structures make up the second highest portion of housing stock. Multifamily units have increased more rapidly than single-family development, but only by approximately two percentage points. The cost of home purchase is more affordable in the City of San Bernardino compared to other cities in California. However, like the rest of the state, San Bernardino has followed the same trend of steadily increasing costs for both homeownership and renting. Housing stock is aging; nearly 70 percent of residential units were built prior to 1980.

There are many housing resources in the City and County for low-income, special needs, and homeless households. The Housing Authority of the County of San Bernardino (HACSB) is the largest provider of affordable housing in the County. The HACSB owns and/or manages more than 10,000 housing units and serves approximately 30,000 individuals throughout the County. For special needs, in the City of San Bernardino alone, there are 39 adult residential facilities providing capacity to accommodate 835 persons; there are 24 residential elder care facilities in the City that accommodate 505 persons. Finally, the City utilizes the Emergency Solutions Grant (ESG) program to support services that include emergency shelter, rapid rehousing, homelessness prevention, street outreach, and HMIS costs.

There continue to be barriers to the provision of affordable housing. But through many initiatives and supportive services funded by local and federal resources, efforts are continuously being made to increase affordable housing units, provide supportive services and job training, and offer other tools to build the workforce for a strong community.

SP-10 Geographic Priorities – 91.215 (a)(1)

Geographic Area

Table 47 - Geographic Priority Areas

| | | |
|---|---|---|
| 1 | Area Name: | CityWide |
| | Area Type: | Local Target area |
| | Other Target Area Description: | |
| | HUD Approval Date: | |
| | % of Low/ Mod: | |
| | Revital Type: | Other |
| | Other Revital Description: | Housing & Public Services |
| | Identify the neighborhood boundaries for this target area. | San Bernardino continues to want to fund projects and services for LMI residents throughout the City. Creating inclusive neighborhoods and reducing barriers and boundardies to affordable is a high priority. |
| | Include specific housing and commercial characteristics of this target area. | The City's commercial corridors are considered major hub areas of activity (routes 10, 215 and 210 and W. 5th Street). Dense residential and nonresidential development including multi-family and multi-story commercial buildings, exists in the southern half of the City in the downtown, while less dense residential neighborhoods exist in the northern most areas of the City. Around the periphery of the downtown there are medium density neighborhoods containing townhomes, apartments, doubles and dense single family housing units. |
| | How did your consultation and citizen participation process help you to identify this neighborhood as a target area? | The consultation process did not pinpoint any specific region. Stakeholders and service agencies noted they assist homeless and or LMI residents located throughout the City. |
| | Identify the needs in this target area. | Citywide affordable housing is an issue, particularly for extremely low and low income families. |
| | What are the opportunities for improvement in this target area? | The City's housing rehabilitation, rental and homebuyers assistance, and infill development programs are the right tools to create more available affordable permanent housing units. |

| | | |
|---|---|---|
| | Are there barriers to improvement in this target area? | Yes, there is an ongoing issues of funding, assistance, both private and public, for affordable housing development and families living in poverty. |
| 2 | Area Name: | LMI Areas of the City |
| | Area Type: | Local Target area |
| | Other Target Area Description: | |
| | HUD Approval Date: | |
| | % of Low/ Mod: | |
| | Revital Type: | Other |
| | Other Revital Description: | Public and community facilities |
| | Identify the neighborhood boundaries for this target area. | LMI areas in the city are designated on attached mapping. They are the census tracts and block groups that have been designated as 51% or more as being LMI. A large majority of the City are designated as LMI. However this designation does not apply to the census tracts located in the very northeastern portion of the City. |
| | Include specific housing and commercial characteristics of this target area. | The City's commercial corridors are considered major hub areas of activity (routes 10, 215 and 210 and W. 5th Street). Dense residential and nonresidential development including multi-family and multi-story commercial buildings, exists in the southern half of the City in the downtown, while less dense residential neighborhoods exist in the northern most areas of the City. Around the periphery of the downtown there are medium density neighborhoods containing townhomes, apartments, doubles and dense single family housing units. |
| | How did your consultation and citizen participation process help you to identify this neighborhood as a target area? | The consultation process did not pinpoint any specific region. City staff and officials intend to prioritize and upgrade public infrastructure and recreation facilities and community centers. |
| | Identify the needs in this target area. | Aging sewer and water infrastructure, park equipment, accessibility of public streets and sidewalks, and community facilities. |
| | What are the opportunities for improvement in this target area? | Improve aging facilities that could, if left go, affect the health and safety of the community residents. |

| | | |
|--|--|---|
| | <p>Are there barriers to improvement in this target area?</p> | <p>The top barrier is the ability to fully-fund infrastructure projects and improve all the City parks ontop funding routine maintenance costs.</p> |
|--|--|---|

General Allocation Priorities

Describe the basis for allocating investments geographically within the jurisdiction (or within the EMSA for HOPWA)

The City will use most of its federal funding to finance projects targeted to low- to moderate-income households throughout the City, including those in special needs categories. Based on 2011-2015 CHAS data, 59 percent of households in the City are low- to moderate-income households. Because more than half of residents would qualify for CDBG assistance and there are no concentrated areas of poverty, the City is taking the approach of allocating CDBG funds across the whole City.

SP-25 Priority Needs - 91.215(a)(2)

Priority Needs

Table 48 – Priority Needs Summary

| | | |
|---|------------------------------------|--|
| 1 | Priority Need Name | Preserve and Rehabilitate Housing |
| | Priority Level | High |
| | Population | Low Moderate Large Families Families with Children Elderly Persons with Physical Disabilities |
| | Geographic Areas Affected | CityWide |
| | Associated Goals | Preserve and Rehabilitate Housing |
| | Description | The preservation and rehabilitation of single-family owner-occupied housing and multi-family rental units. |
| | Basis for Relative Priority | As discussed in MA-20, 67 percent of both owner-occupied housing (18,125) and rental units (20,735) were built prior to 1980. In general, housing begins to require major repairs after 30 or 40 years of age. Those repairs could include important health and safety repairs such as for heating/air systems, roof, kitchen appliances, bathroom or kitchen plumbing, and insulation. Many low- to moderate-income households may be unable to afford these needed repairs. Community engagement efforts also identified a need for housing rehabilitation. |
| 2 | Priority Need Name | Expand Home Ownership |
| | Priority Level | High |
| | Population | Low Moderate Large Families Families with Children |
| | Geographic Areas Affected | CityWide |

| | | |
|----------|------------------------------------|--|
| | Associated Goals | Expand Home Ownership |
| | Description | Affordable homeownership housing units added and first-time homebuyer assistance programs. |
| | Basis for Relative Priority | The median income of the City is approximately \$16,000 lower than the national average; however, the cost of living in the County is higher than the national average. Consequently, City residents will likely need assistance to secure their first home without incurring a cost burden. Survey respondents also identified a first-time homebuyer program as a critical housing need. |
| 3 | Priority Need Name | Provide Homeless and Homeless Prevention Services |
| | Priority Level | High |
| | Population | Extremely Low Low Moderate Families with Children Elderly Public Housing Residents Chronic Homelessness Individuals Chronic Substance Abuse veterans Victims of Domestic Violence Unaccompanied Youth Frail Elderly Persons with Mental Disabilities Persons with Physical Disabilities Persons with Developmental Disabilities Persons with Alcohol or Other Addictions Persons with HIV/AIDS and their Families |
| | Geographic Areas Affected | CityWide |
| | Associated Goals | Provide Homeless and Homeless Prevention Services |
| | Description | Provide emergency shelters, rapid rehousing, and homelessness prevention services to homeless individuals and persons at risk of homelessness. |

| | | |
|---|------------------------------------|--|
| | Basis for Relative Priority | As discussed in NA-20, there are approximately 890 homeless individuals living in the City of San Bernardino. Discussions with the San Bernardino County Homeless Partnership identified that homeless individuals are in need of services to alleviate or prevent homelessness. |
| 4 | Priority Need Name | New Affordable Rental Housing |
| | Priority Level | High |
| | Population | Extremely Low Low Moderate Large Families Families with Children Elderly Frail Elderly Persons with Mental Disabilities Persons with Physical Disabilities |
| | Geographic Areas Affected | CityWide |
| | Associated Goals | Preserve and Rehabilitate Housing New Affordable Rental Housing |
| | Description | New affordable rental housing (new construction or rehabilitation) and new affordable rental housing with supportive services for homeless individuals and veterans. |
| | Basis for Relative Priority | There is a significant mismatch between housing supply and affordability within the City. As discussed in MA-15, there is a 11,445-unit gap for households earning between 0 and 30 percent AMI and a 2,750-unit gap for households earning between 30 and 50 percent AMI. Additionally, 17,398 low-income renter households are paying more than 30 percent of their income toward housing costs. |
| 5 | Priority Need Name | Promote Economic Development |
| | Priority Level | High |
| | Population | Extremely Low Low Moderate |

| | | |
|---|------------------------------------|--|
| | Geographic Areas Affected | CityWide |
| | Associated Goals | Promote Economic Development |
| | Description | Create job opportunities. |
| | Basis for Relative Priority | The unemployment rate of the City is high at 16.6 percent. Additionally, only 10 percent of the labor force has a bachelor's degree or higher and 21 percent have not graduated high school. Furthermore, 73 percent of survey respondents identified job creation as a critical economic development need. |
| 6 | Priority Need Name | Improve Facilities and Infrastructure |
| | Priority Level | High |
| | Population | Extremely Low Low Moderate Families with Children Elderly Public Housing Residents Chronic Homelessness Chronic Substance Abuse veterans Victims of Domestic Violence Unaccompanied Youth Frail Elderly Persons with Mental Disabilities Persons with Physical Disabilities Persons with Developmental Disabilities Persons with Alcohol or Other Addictions Persons with HIV/AIDS and their Families Non-housing Community Development |
| | Geographic Areas Affected | CityWide |
| | Associated Goals | Improve Facilities and Infrastructure |
| | Description | Improve public facilities including parks and accessibility upgrades |

| | | |
|---|------------------------------------|--|
| | Basis for Relative Priority | The City of San Bernardino's 2018-2023 Capital Improvement Plan (CIP) has indicated the need for the replacement of streetlights, pavement rehabilitation, improvement of safe routes to schools, and citywide accessibility improvements. Community engagement efforts also identified a need for street, street lighting, and water/sewage improvements within the City. |
| 7 | Priority Need Name | Fair Housing |
| | Priority Level | High |
| | Population | Extremely Low Low Moderate Large Families Families with Children Elderly Persons with Mental Disabilities Persons with Physical Disabilities Persons with Developmental Disabilities |
| | Geographic Areas Affected | CityWide |
| | Associated Goals | Fair Housing |
| | Description | Promote fair housing and support fair housing services. |
| | Basis for Relative Priority | Between 2015 and 2016, 114 fair housing discrimination cases were forwarded to the Office of Fair Housing and Equal Opportunity; 51.8 percent of these cases were based on disability. |
| | | |
| 8 | Priority Need Name | Planning and Administration |
| | Priority Level | Low |
| | Population | Extremely Low Low Moderate Large Families Families with Children Elderly Public Housing Residents Other |

| | | |
|--|------------------------------------|---|
| | Geographic Areas Affected | CityWide |
| | Associated Goals | Planning and Administration |
| | Description | Implement goals of Consolidated Plan. |
| | Basis for Relative Priority | Compliance with all HUD Consolidated Plan and CDBG, HOME, and ESG program regulations is a requirement for participation in this program. |

Narrative (Optional)

In establishing the above priorities, the City has considered input from community engagement efforts, including the surveys, stakeholder interviews, and engagement meetings, as well as demographic and data analysis. Activities that address the high priority needs will be funded using CDBG, HOME, and ESG funds during the ConPlan period and activities that address low priority needs may be funded by these funds pending availability.

SP-30 Influence of Market Conditions – 91.215 (b)

Influence of Market Conditions

| Affordable Housing Type | Market Characteristics that will influence the use of funds available for housing type |
|---------------------------------------|--|
| Tenant Based Rental Assistance (TBRA) | The City does not offer TBRA. |
| TBRA for Non-Homeless Special Needs | The City does not offer TBRA. |
| New Unit Production | As discussed in the Market Assessment, there is a gap of 11,445 housing units for those earning less than 30 percent AMI and a gap of 2,750 housing units for those earning between 30 and 50 percent AMI. |
| Rehabilitation | As discussed in the Market Assessment, approximately 67 percent of owner-occupied housing and 68 percent of renter-occupied housing was built before 1980. Generally, housing begins to require major repairs after 30 or 40 years of age. |
| Acquisition, including preservation | The abundance of land within the City may make this option less desirable than new unit production; however, if acquisition costs are not too high, then rehabilitation can be less expensive than new construction |

Table 49 – Influence of Market Conditions

SP-35 Anticipated Resources - 91.215(a)(4), 91.220(c)(1,2)

Introduction

San Bernardino estimates they will receive roughly \$25 Million over the next five years from CDBG, HOME and ESG funds. In year 1 the City will receive:

- CDBG \$3,405,816
- HOME \$1,404,784
- ESG \$295,799

Anticipated Resources

| Program | Source of Funds | Uses of Funds | Expected Amount Available Year 1 | | | | Expected Amount Available Remainder of ConPlan \$ | Narrative Description |
|---------|------------------|--|----------------------------------|--------------------|--------------------------|-----------|---|---|
| | | | Annual Allocation: \$ | Program Income: \$ | Prior Year Resources: \$ | Total: \$ | | |
| CDBG | public - federal | Acquisition Admin and Planning Economic Development Housing Public Improvements Public Services | 3,405,816 | 817,368 | 0 | 4,223,184 | 13,200,000 | The estimated amount of CDBG funds available over the planning period is based on allocations for FY 2019-2020. |

| Program | Source of Funds | Uses of Funds | Expected Amount Available Year 1 | | | | Expected Amount Available Remainder of ConPlan \$ | Narrative Description |
|---------|------------------|--|----------------------------------|--------------------|--------------------------|-----------|---|---|
| | | | Annual Allocation: \$ | Program Income: \$ | Prior Year Resources: \$ | Total: \$ | | |
| HOME | public - federal | Acquisition Homebuyer assistance Homeowner rehab Multifamily rental new construction Multifamily rental rehab New construction for ownership TBRA | 1,404,784 | 1,965,694 | 0 | 3,370,478 | 10,750,000 | The estimated amount of HOME funds available over the planning period is based on allocations for FY 2019-2020. |
| ESG | public - federal | Conversion and rehab for transitional housing Financial Assistance Overnight shelter Rapid re-housing (rental assistance) Rental Assistance Services Transitional housing | 295,799 | 0 | 0 | 295,799 | 1,500,000 | The estimated amount of ESG funds available over the planning period is based on allocations for FY 2019-2020. |

Table 50 - Anticipated Resources

Explain how federal funds will leverage those additional resources (private, state and local funds), including a description of how matching requirements will be satisfied

The City will leverage its federal resources with state and private capital in order to develop quality affordable housing for San Bernardino residents. Additional funds to serve the needs of lower- and moderate-income residents were derived from a variety of other sources, including:

Federal Resources. Section 8 Housing Choice Voucher Program, Federal Low-Income Housing Tax Credit Program, Tax Exempt Bond Financing, Community Investment Funds from Dignity Health

State Resources. Tax Exempt bonds, State Low-Income Housing Tax Credit Program, No Place Like Home, Community Reinvestments Funds, Permanent Local Housing Allocation (PLHA) from California State Department of Housing, Veteran Housing and Homeless Prevention Program. In 2017, the governor signed the Building Homes and Jobs Act (SB 2), which established a \$75 recording fee on real estate documents to increase the supply of affordable housing in California. Funding is used to help cities and counties accelerate housing production, streamline approval of housing development, facilitate housing affordability, promote development, and ensure geographic equity in the distribution of funds. The City submitted a grant application under SB 2 to the California Department of Housing and Community Development for the sum of \$625,000.

Local Resources. San Bernardino County Continuum of Care, Housing Authority of San Bernardino County (HACSB)

Private Resources. Dignity Health, San Manuel Band of Mission Indians, San Bernardino Unified School District, City of San Bernardino Successor Housing Agency

HOME Match. HUD requires HOME recipients to match 25 percent of their HOME annual allocation. In FY 2019-2020, the City received a 100 percent match reduction due to severe fiscal distress. It is anticipated that in 2020-2021 the City will also receive a 100 percent match reduction. If a reduction is not granted, the City of San Bernardino will continue to leverage its HOME funds with other housing resources. Any funds that are used in a HOME activity in excess of the required match will be documented by the City and reported to HUD as part of the Consolidated Annual Performance and Evaluation Report each year.

ESG Match. HUD requires ESG recipients to match 100 percent of their ESG annual allocation. For those organizations that received ESG funds, agencies met the match requirement through utilization of volunteerism, in-kind contributions and funds from other local, state and federal programs. In addition, qualified City staff will provide in-kind services for necessary program oversight, review project work receipts, and

administer other matching funds from state and federal programs, such as CDBG. Staff timecards will be used to document all in-kind service hours.

If appropriate, describe publically owned land or property located within the jurisdiction that may be used to address the needs identified in the plan

According to the City's 2013-2021 Housing Element update, the City of San Bernardino has enough vacant land and land designated for residential use to satisfy all projected housing needs. Additionally, the City has not identified any constraints on these sites that would prevent development or reuse. The City estimates that 12,918 housing units could be accommodated on this land. Additionally, the governor of California continues to explore the use of state and federal surplus property to provide housing for homeless individuals

Discussion

The City has enough available land and residential designations to meet the affordable housing needs of the community. HUD allocations are critical to meeting these needs; however, they are not sufficient to address all the needs of LMI households. Therefore, the City will continue to continue to leverage other funding sources to provide services to populations in need.

SP-40 Institutional Delivery Structure – 91.215(k)

Explain the institutional structure through which the jurisdiction will carry out its consolidated plan including private industry, non-profit organizations, and public institutions.

| Responsible Entity | Responsible Entity Type | Role | Geographic Area Served |
|--|-------------------------|---|------------------------|
| CITY OF SAN BERNARDINO | Government | Economic Development Homelessness Non-homeless special needs Planning neighborhood improvements public facilities public services | Jurisdiction |
| SAN BERNARDINO COUNTY HOUSING AUTHORITY | PHA | Public Housing Rental | Region |
| San Bernardino County Homeless Partnership | Continuum of care | Homelessness | Region |

Table 51 - Institutional Delivery Structure

Assess of Strengths and Gaps in the Institutional Delivery System

The City has invested significantly in its CDBG, HOME, and ESG programs, specifically for consulting, auditing, and program design; however, it remains financially constrained. The City continues to improve its capacity and effectiveness in using federal funding.

Additionally, the City of San Bernardino participates in the San Bernardino County Homeless Partnership (SBCHP) through the Central Valley Steering Committee on the Interagency Council on Homelessness, which directs the SBCHP. The SBCHP coordinates homeless services and housing throughout the County. The partnership understands that homelessness is a massive issue which takes an enormous amount of planning and resources to address. Given this, the SBCHP continually tries to address gaps in its institutional structure and bolster its strengths. A gap analysis is performed annually to determine gaps in the service and structure of the partnership.

The primary gap identified is a lack of funding to house or shelter all homeless individuals in the County. As identified in NA-40, there are approximately 2,600 homeless individuals living in San Bernardino County.

Availability of services targeted to homeless persons and persons with HIV and mainstream services

| Homelessness Prevention Services | Available in the Community | Targeted to Homeless | Targeted to People with HIV |
|---|----------------------------|----------------------|-----------------------------|
| Homelessness Prevention Services | | | |
| Counseling/Advocacy | X | X | |
| Legal Assistance | X | | |
| Mortgage Assistance | X | | |
| Rental Assistance | X | | |
| Utilities Assistance | | | |
| Street Outreach Services | | | |
| Law Enforcement | | | |
| Mobile Clinics | | | |
| Other Street Outreach Services | X | X | |
| Supportive Services | | | |
| Alcohol & Drug Abuse | X | X | |
| Child Care | X | X | |
| Education | | | |
| Employment and Employment Training | X | X | |
| Healthcare | X | X | X |
| HIV/AIDS | X | X | X |
| Life Skills | X | X | |
| Mental Health Counseling | X | X | |
| Transportation | X | X | |
| Other | | | |
| | | | |

Table 52 - Homeless Prevention Services Summary

Describe how the service delivery system including, but not limited to, the services listed above meet the needs of homeless persons (particularly chronically homeless individuals and families, families with children, veterans and their families, and unaccompanied youth)

Besides CDBG funding, ESG funding is also used to combat homelessness within the City. The City coordinates with emergency shelters and funds nonprofit agencies that operate emergency shelters and transitional housing. These shelters offer basic needs and drop-in services. Transitional housing provides assistance in helping homeless individuals become more stable and continue independent living.

Additionally, the SBCHP coordinates homeless services and housing throughout the County, including for the City of San Bernardino. The partnership has created an initiative to house veteran families, which has resulted in 1,260 veteran families being housed between 2015 and 2020. The SBCHP also has created initiatives to house the elderly and chronically homeless population.

Furthermore, the organization has partnered with the Inland Empire Health Plan to provide health care services to homeless individuals throughout the County.

Describe the strengths and gaps of the service delivery system for special needs population and persons experiencing homelessness, including, but not limited to, the services listed above

Numerous resources are available for homeless individuals living with HIV/AIDS in the County, including service providers which provide permanent supportive housing. Additionally, the Inland Empire Health Plan serves anyone who is chronically homeless, which is defined as an individual who is homeless for more than a year or homeless four or more times in three years and has a disabling health condition, which includes HIV/AIDS.

The SBCHP identifies a significant gap of resources for elderly persons and persons with disabilities. On average, elderly persons and persons with disabilities receive approximately \$1,000 per month in social security income (SSI). However, the HUD fair market rent for the County is \$986 for a one-bedroom unit. This leaves individuals receiving SSI without the means to afford housing, potentially leaving some homeless.

Provide a summary of the strategy for overcoming gaps in the institutional structure and service delivery system for carrying out a strategy to address priority needs

Currently, the SBCHP works with 62 homeless service providers and all cities within the County. Steering committees, comprising service providers and representatives from some of these cities, including the City of San Bernardino, contribute to the partnership's decision-making process. The partnership encourages continued participation to overcome gaps in institutional structure. Additionally, the SBCHP performs an annual gap analysis to determine areas in which the partnership can improve.

The partnership is continually finding ways to fill gaps in services, including through partnerships with nonprofits, businesses, and municipalities as well as through new approaches to problem solving. This includes motel, hotel, shared, and bridge housing as well as employment training.

SP-45 Goals Summary – 91.215(a)(4)

Goals Summary Information

| Sort Order | Goal Name | Start Year | End Year | Category | Geographic Area | Needs Addressed | Funding | Goal Outcome Indicator |
|------------|---|------------|----------|--------------------|-----------------|--|----------------------|--|
| 1 | Preserve and Rehabilitate Housing | 2020 | 2025 | Affordable Housing | CityWide | Preserve and Rehabilitate Housing New Affordable Rental Housing | HOME: \$3,500,000 | Rental units rehabilitated: 400 Household Housing Unit Homeowner Housing Rehabilitated: 50 Household Housing Unit |
| 2 | Expand Home Ownership | 2020 | 2025 | Affordable Housing | CityWide | Expand Home Ownership | HOME: \$500,000 | Homeowner Housing Added: 100 Household Housing Unit Direct Financial Assistance to Homebuyers: 10 Households Assisted |
| 3 | Provide Homeless and Homeless Prevention Services | 2020 | 2025 | Homeless | CityWide | Provide Homeless and Homeless Prevention Services | ESG: \$1,795,799 | Public service activities other than Low/Moderate Income Housing Benefit: 3000 Persons Assisted |
| 4 | New Affordable Rental Housing | 2020 | 2025 | Affordable Housing | CityWide | New Affordable Rental Housing | HOME: \$7,296,500 | Rental units constructed: 500 Household Housing Unit |

| Sort Order | Goal Name | Start Year | End Year | Category | Geographic Area | Needs Addressed | Funding | Goal Outcome Indicator |
|------------|---------------------------------------|------------|----------|-----------------------------------|--------------------------------|---------------------------------------|--|--|
| 5 | Promote Economic Development | 2020 | 2025 | Economic Development | CityWide | Promote Economic Development | CDBG: \$300,000 | Public service activities other than Low/Moderate Income Housing Benefit: 50 Persons Assisted |
| 6 | Improve Facilities and Infrastructure | 2020 | 2025 | Non-Housing Community Development | CityWide LMI Areas of the City | Improve Facilities and Infrastructure | CDBG: \$12,500,000 | Public Facility or Infrastructure Activities other than Low/Moderate Income Housing Benefit: 160000 Persons Assisted |
| 7 | Fair Housing | 2020 | 2025 | Non-Housing Community Development | CityWide | Fair Housing | CDBG: \$400,000 | Public service activities other than Low/Moderate Income Housing Benefit: 5000 Persons Assisted |
| 8 | Planning and Administration | 2020 | 2025 | Program administration funds | CityWide | Planning and Administration | CDBG: \$4,223,184 HOME: \$2,823,978 | Other: 1 Other |

Table 53 – Goals Summary

Goal Descriptions

| | | |
|---|------------------|---|
| 1 | Goal Name | Preserve and Rehabilitate Housing |
| | Goal Description | Provide funding for homeowner-occupied and rental housing rehabilitation. |

| | | |
|---|-------------------------|---|
| 2 | Goal Name | Expand Home Ownership |
| | Goal Description | Provide funding for the construction of new owner housing units and first-time homebuyer assistance programs, such as down payment assistance. Additionally, NSP funds are being used for new home construction. |
| 3 | Goal Name | Provide Homeless and Homeless Prevention Services |
| | Goal Description | Provide funding to assist homeless individuals and those with special needs with supportive services; includes funding for emergency shelters, rapid rehousing, homelessness prevention, street outreach, and HMIS costs. |
| 4 | Goal Name | New Affordable Rental Housing |
| | Goal Description | Provide funding for new affordable rental housing (new construction or rehabilitation) and affordable rental housing with supportive services for homeless individuals and veterans. |
| 5 | Goal Name | Promote Economic Development |
| | Goal Description | Provide funding for the City's Micro-Enterprise Program as well as support programs and projects that create jobs, promote economic revitalization. |
| 6 | Goal Name | Improve Facilities and Infrastructure |
| | Goal Description | Provide funding to improve public facilities and infrastructure, including parks, community centers, and sidewalks. |
| 7 | Goal Name | Fair Housing |
| | Goal Description | Promote fair housing choice through the following activities: fair housing education, fair housing testing, housing assistance hotline, and landlord-tenant mediation. |
| 8 | Goal Name | Planning and Administration |
| | Goal Description | Provide funding to implement the goals and objectives of the ConPlan, comply with planning and reporting requirements, and monitor use of the funds. |

Estimate the number of extremely low-income, low-income, and moderate-income families to whom the jurisdiction will provide affordable housing as defined by HOME 91.315(b)(2)

The City estimates that HOME funds will provide affordable housing to approximately total 510 households over the life of the ConPlan period. Approximately 40% (204 units) of the units will be obtained by extremely low income, 50% (255 units) to low income and 10% (51 units) to moderate income families. In 2020-2021 239 rental units will be rehabilitated, 2 new owner-occupied housing units will be constructed, 100 new rental units will be added and 4 low income families will receive financial assistance for home ownership.

SP-50 Public Housing Accessibility and Involvement – 91.215(c)

Need to Increase the Number of Accessible Units (if Required by a Section 504 Voluntary Compliance Agreement)

Households in California with at least one member living with a disability have a median household income of \$56,600, approximately \$26,000 less than the median household income of all households at \$82,000. Consequently, the need for accessible affordable units would be high for this population.

As discussed in NA-35, the average annual income of all vouchers holders is approximately \$14,084, which indicates these voucher holders have limited income to cover basic transportation, medical, food, and personal needs. As indicated in NA-35, 5,277 voucher holders (37 percent) have requested some type of accessible feature, demonstrating a need. Given the number of persons with disabilities across the County, the need for accessible units would be great.

Activities to Increase Resident Involvements

The City does not own public housing units. HACSB Board of Commissioners has regular meetings twice per month that call for public comment on agenda items. The HACSB also operates a Family Self Sufficiency Program designed so that residents can be involved in the development of self-sufficiency goals, job training, and other services. The City provides several programs that public housing residents can participate including the First Time Homebuyers Program which funds homebuyers with an income range between 50% and 80% AMI. The City's Infill Program also caters to eligible LMI families wanting to purchase a home. The City works with HACSB to provide homeownership opportunities as they are available.

Is the public housing agency designated as troubled under 24 CFR part 902?

No

Plan to remove the 'troubled' designation

The City is not designated as troubled.

SP-55 Barriers to affordable housing – 91.215(h)

Barriers to Affordable Housing

The City recognizes that barriers to affordable housing exist and continues to employ strategies to overcome them. Policies can create barriers to the production of affordable housing and residential investment because such factors increase costs.

The high cost of affordable housing and residential investment can be contributed to the following:

Lack of Affordable Housing Funds: Funding for affordable housing usually comes from the government at the local, state, or federal levels or from nonprofit organizations specializing in the construction of affordable housing. Before 2012, redevelopment had the ability to borrow against future property tax revenue in order to finance capital projects and address blight; 20 percent of redevelopment money was required to be allocated toward affordable housing. Due to state budgetary problems, redevelopment agencies were dissolved. Now the City relies on private resources, federal grant programs, state resources, and philanthropy to fund affordable housing projects.

Environmental Review: Environmental review can be a long process and is expensive if extensive environmental review is required under the California Environmental Quality Act (CEQA) or the National Environmental Policy Act. Additionally, if a developer is applying to rezone an area or parcel, an amendment to the General Plan or Zoning Ordinance is required, which is a project under CEQA. Such an amendment requires environmental review, which can become a long and even political process that can slow or even stop the development of projects.

Site Improvements: Many parts of the City of San Bernardino are undeveloped and lack adequate pedestrian and automobile infrastructure to support new residential subdivisions. All new residential development is required to provide sidewalk with curbs and gutters and must be served by appropriate roadways consistent with the General Plan Circulation Element and adopted road development standards. The cost of these improvements increases the cost of development but is necessary to facilitate pedestrian and vehicular access and movement in the City.

Planning and Development Fees: Planning and development impact fees, such as for transportation, water, and sewer infrastructure improvements, often add to the overall cost of development. The City's fees reflect the fair share of the costs of providing permitting, infrastructure, and services for new residences.

Infrastructure and Impact Fees: Impact fees are charged to housing developers to pay for City infrastructure that will support the project, or pay for parks or other City services that protect the welfare of residents. A primary financial deterrent for developers is the high cost of impact fees. Construction costs, permitting fees, and impact fees are passed on to the consumer, driving up the cost of housing at all income levels.

State and Federal Davis-Bacon Prevailing Wages: The state Department of Industrial Relations (DIR) expanded the kinds of projects that require the payment of prevailing wages. Prevailing wage adds to the overall cost of development. A prevailing wage must also be paid to laborers when federal funds are used to pay labor costs for any project over \$2,000 or on any multifamily project over eight units. Based on discussions with developers, various prevailing wage requirements typically inflate the development costs by 35 percent.

Strategy to Remove or Ameliorate the Barriers to Affordable Housing

The City continues to make the development process more efficient for developers through amendments to the Development Code. The City plans to make the following updates to its development code:

- General Lot Consolidation Incentive – This incentive would increase development potential by allowing a 15 percent density bonus for projects with a residential component, maintenance plan, and on-site management.
- Density Bonus Provisions – The City plans to update the Development Code to reflect the latest amendments to state density bonus law.
- Transitional and Supportive Housing – The City plans to update the Development Code to adequately define transitional and permanent supportive housing to eliminate confusion and facilitate the review and approval process for this housing type.
- Streamlined Processing – The City plans to analyze potential programs that seek to eliminate land use constraints related to the development of new housing and rehabilitation of existing housing. Additionally, the City has applied for an SB 2 planning grant to assist with streamlining.

SP-60 Homelessness Strategy – 91.215(d)

Reaching out to homeless persons (especially unsheltered persons) and assessing their individual needs

The City of San Bernardino provides ESG funding to Step Up on Second (Step Up), which provides essential service referrals and housing placement services to homeless persons and near-homeless persons. Step Up also provides daily mobile outreach to the most service-resistant homeless population in the City.

Addressing the emergency and transitional housing needs of homeless persons

The City funds nonprofits that operate emergency shelters and transitional housing for homeless individuals. Emergency shelters provide shelter, nutrition, supportive services, counseling, medical treatment, transportation assistance, referrals to mental health and social service agencies, and housing assistance. Transitional housing programs provide shelter and services such as job training, financial literacy training, drug and alcohol rehabilitation, and counseling to help individuals reestablish independent living.

Helping homeless persons (especially chronically homeless individuals and families, families with children, veterans and their families, and unaccompanied youth) make the transition to permanent housing and independent living, including shortening the period of time that individuals and families experience homelessness, facilitating access for homeless individuals and families to affordable housing units, and preventing individuals and families who were recently homeless from becoming homeless again.

The City will provide ESG funding for supportive services to assist homeless individuals, including funding for emergency shelters, rapid rehousing, homelessness prevention, and street outreach. The City will also fund nonprofit agencies that operate emergency shelters and provide services to help homeless individuals stabilize and live independently. The City will continue to fund nonprofits that help homeless individuals transition to permanent housing.

Help low-income individuals and families avoid becoming homeless, especially extremely low-income individuals and families who are likely to become homeless after being discharged from a publicly funded institution or system of care, or who are receiving assistance from public and private agencies that address housing, health, social services, employment, education or youth needs

As discussed above, the City funds a number of nonprofits that provide homeless prevention services to those at risk of homelessness. Additionally, the Coordinated Entry System (CES) is used to quickly identify, assess, refer, and connect clients to housing assistance and services in the event they are

hospitalized. The City also collaborates with St. Bernardine's Hospital and Community Hospital in the City of San Bernardino to connect homeless patients with bridge housing.

SP-65 Lead based paint Hazards – 91.215(i)

Actions to address LBP hazards and increase access to housing without LBP hazards

The City follows all applicable lead-based paint hazard (LBP) regulations, which primarily affect projects funded by the City's Housing Rehabilitation Program. All applicants are notified about LBP risk and, if they are low-income and have a child under six at home, are then referred to the County's LBP Abatement Program for free paint inspections, lead testing for children, information about LBP, and abatement. In general, housing built after 1977, zero-bedroom units, and housing for the elderly or disabled persons (unless children are present) are exempt from this rule.

How are the actions listed above related to the extent of lead poisoning and hazards?

Units built prior to 1980 may contain LBP, to which children under the age of six years are especially vulnerable. As discussed in MA-20, approximately 31,000 housing units were built prior to 1980, of which approximately 6,500 are occupied by children under six years of age.

How are the actions listed above integrated into housing policies and procedures?

The City, as part of its Housing Rehabilitation Program, requires that all LBP be controlled or abated and disposed of properly to eliminate or reduce the hazard of environmental or human contamination.

SP-70 Anti-Poverty Strategy – 91.215(j)

Jurisdiction Goals, Programs and Policies for reducing the number of Poverty-Level Families

The City annually allocates federal funds for economic development activities, which includes microloan programs and Section 108 loan repayment. HUD's Section 108 Loan Guarantee Program provides CDBG recipients with financing for economic development activities. The goal of the program is to provide the public investment needed to catalyze private economic activity in underserved areas. The City utilizes Section 108 financing to acquire properties for the development of commercial centers and in the process creates jobs for City residents.

Additionally, the City uses its CDBG, HOME, and ESG funds to reduce the number of poverty-level families through the provision of supportive services and housing assistance. Specifically, at least 70 percent of CDBG dollars must be used to benefit low- to moderate-income families.

How are the Jurisdiction poverty reducing goals, programs, and policies coordinated with this affordable housing plan

The City allocated up to 15 percent of its CDBG funds annually to public and nonprofit service providers to offer a range of supportive services, including those that fight poverty. Additionally, the City is using its funds to support other activities that address poverty, such as housing rehabilitation, homeownership programs, rental assistance, and economic development.

SP-80 Monitoring – 91.230

Describe the standards and procedures that the jurisdiction will use to monitor activities carried out in furtherance of the plan and will use to ensure long-term compliance with requirements of the programs involved, including minority business outreach and the comprehensive planning requirements

The City undertakes monitoring: program monitoring for ESG, CDBG and HOME.

ESG. The City is required to monitor Sub-Recipients for compliance with ESG regulations. As per Federal regulations, 24 CFR Part 576 of HUD's Monitoring Guidance for the ESG Program, the City has developed comprehensive monitoring process. As part of the monthly claim reimbursement process, a desk audit will be conducted on each claim prior to approval for payment. Additional information or documentation may be requested, at the time of desk audit. A recipient will be notified 30 days in advance of the monitoring visit and interview and provided with a monitoring checklist, tools and resources. After the monitoring visit, the City will provide Sub-Recipient with a written monitoring report inclusive of any findings, concerns or comments. If required, the sub-recipient must provide timely corrective action to findings and failure to do so may result in the withholding and/or return of ESG funds to the City or other possible remedies as described in the Sub-Recipient Agreement signed by Sub-Recipient and the City (See attached Sub-Recipient monitoring checklist).

HOME. The City provides ongoing monitoring and conducts annual inspections in order to ensure compliance with the following requirements for its TBRA program: Units must meet Section 8 Housing Quality Standards (HQS) and meet lead-based paint standards per the Lead Safe Housing Rule of 24 CFR Part 35, Units must be of an appropriate size for the household based on either local or state codes or a PJ's established standard, Any rent increases by the landlord must be reviewed and approved by the PJ throughout the length of the household's TBRA assistance contract. Staff is required to create an affordable housing monitoring file for each HOME assisted rental property; with the contents of the file generally including a copy of the recorded affordability covenant, a summary coversheet detailing the specific affordability requirements for the property as described within the covenant, annual HOME Income Limit Tables, annual HOME rent schedules, all utility allowance schedules. Program staff shall retain copies of all correspondence related to the property owner.

CDBG. HD Staff performs monitoring visits at Subrecipient locations to determine compliance with federal rules and regulations and in accordance with 2 CFR 200.330 and 2 CFR 200.331. Monitoring visits involve HD Staff members who examine program and financial matters related to the City's CDBG Program. Subrecipients answer a series of questions that are consistent with the CDBG Subrecipient Monitoring Checklist, which includes questions pertaining to the CDBG Program and other federal requirements (See CDBG Monitoring Checklist). Program staff has developed the following monitoring procedures to ensure consistency with HUD's recommended best practices: Send notification letter/e-mail to Subrecipient prior to scheduled monitoring visit, Conduct entrance interview, Complete CDBG Subrecipient Monitoring Checklist, including determination if Subrecipient is subject to Single Audit

requirement (i.e., those that receive more than \$750,000 in federal grants), Conduct exit interview, Send follow-up monitoring response to the Subrecipient within 15 working days of the completion of the monitoring, Allow Subrecipient 15 days to respond to findings and/or concerns, Reply to Subrecipient's response within 15 days of receipt, and Send clearance letter to Subrecipient.

Expected Resources

AP-15 Expected Resources – 91.220(c)(1,2)

Introduction

San Bernardino estimates they will receive roughly \$25 Million over the next five years from CDBG, HOME and ESG funds. In year 1 the City will receive:

- CDBG \$3,405,816
- HOME \$1,404,784
- ESG \$295,799

Anticipated Resources

| Program | Source of Funds | Uses of Funds | Expected Amount Available Year 1 | | | | Expected Amount Available Remainder of ConPlan \$ | Narrative Description |
|---------|------------------|--|----------------------------------|--------------------|--------------------------|-----------|---|---|
| | | | Annual Allocation: \$ | Program Income: \$ | Prior Year Resources: \$ | Total: \$ | | |
| CDBG | public - federal | Acquisition Admin and Planning Economic Development Housing Public Improvements Public Services | 3,405,816 | 817,368 | 0 | 4,223,184 | 13,200,000 | The estimated amount of CDBG funds available over the planning period is based on allocations for FY 2019-2020. |

| Program | Source of Funds | Uses of Funds | Expected Amount Available Year 1 | | | | Expected Amount Available Remainder of ConPlan \$ | Narrative Description |
|---------|------------------|--|----------------------------------|--------------------|--------------------------|-----------|---|---|
| | | | Annual Allocation: \$ | Program Income: \$ | Prior Year Resources: \$ | Total: \$ | | |
| HOME | public - federal | Acquisition Homebuyer assistance Homeowner rehab Multifamily rental new construction Multifamily rental rehab New construction for ownership TBRA | 1,404,784 | 1,965,694 | 0 | 3,370,478 | 10,750,000 | The estimated amount of HOME funds available over the planning period is based on allocations for FY 2019-2020. |
| ESG | public - federal | Conversion and rehab for transitional housing Financial Assistance Overnight shelter Rapid re-housing (rental assistance) Rental Assistance Services Transitional housing | 295,799 | 0 | 0 | 295,799 | 1,500,000 | The estimated amount of ESG funds available over the planning period is based on allocations for FY 2019-2020. |

Table 54 - Expected Resources – Priority Table

Explain how federal funds will leverage those additional resources (private, state and local funds), including a description of how matching requirements will be satisfied

The City will leverage its federal resources with state and private capital in order to develop quality affordable housing for San Bernardino residents. Additional funds to serve the needs of lower- and moderate-income residents were derived from a variety of other sources, including:

Federal Resources. Section 8 Housing Choice Voucher Program, Federal Low-Income Housing Tax Credit Program, Tax Exempt Bond Financing, Community Investment Funds from Dignity Health

State Resources. Tax Exempt bonds, State Low-Income Housing Tax Credit Program, No Place Like Home, Community Reinvestments Funds, Permanent Local Housing Allocation (PLHA) from California State Department of Housing, Veteran Housing and Homeless Prevention Program. In 2017, the governor signed the Building Homes and Jobs Act (SB 2), which established a \$75 recording fee on real estate documents to increase the supply of affordable housing in California. Funding is used to help cities and counties accelerate housing production, streamline approval of housing development, facilitate housing affordability, promote development, and ensure geographic equity in the distribution of funds. The City submitted a grant application under SB 2 to the California Department of Housing and Community Development for the sum of \$625,000.

Local Resources. San Bernardino County Continuum of Care, Housing Authority of San Bernardino County (HACSB)

Private Resources. Dignity Health, San Manuel Band of Mission Indians, San Bernardino Unified School District, City of San Bernardino Successor Housing Agency

HOME Match. HUD requires HOME recipients to match 25 percent of their HOME annual allocation. In FY 2019-2020, the City received a 100 percent match reduction due to severe fiscal distress. It is anticipated that in 2020-2021 the City will also receive a 100 percent match reduction. If a reduction is not granted, the City of San Bernardino will continue to leverage its HOME funds with other housing resources. Any funds that are used in a HOME activity in excess of the required match will be documented by the City and reported to HUD as part of the Consolidated Annual Performance and Evaluation Report each year.

ESG Match. HUD requires ESG recipients to match 100 percent of their ESG annual allocation. For those organizations that received ESG funds, agencies met the match requirement through utilization of volunteerism, in-kind contributions and funds from other local, state and federal programs. In addition, qualified City staff will provide in-kind services for necessary program oversight, review project work receipts, and administer other matching funds from state and federal programs, such as CDBG. Staff timecards will be used to document all in-kind service hours.

If appropriate, describe publically owned land or property located within the jurisdiction that may be used to address the needs identified in the plan

According to the City's 2013-2021 Housing Element update, the City of San Bernardino has enough vacant land and land designated for residential use to satisfy all projected housing needs. Additionally, the City has not identified any constraints on these sites that would prevent development or reuse. The City estimates that 12,918 housing units could be accommodated on this land.

Additionally, the governor of California continues to explore the use of state and federal surplus property to provide housing for homeless individuals

Discussion

The City has enough available land and residential designations to meet the affordable housing needs of the community. HUD allocations are critical to meeting these needs; however, they are not sufficient to address all the needs of LMI households. Therefore, the City will continue to continue to leverage other funding sources to provide services to populations in need.

Annual Goals and Objectives

AP-20 Annual Goals and Objectives

Goals Summary Information

| Sort Order | Goal Name | Start Year | End Year | Category | Geographic Area | Needs Addressed | Funding | Goal Outcome Indicator |
|------------|---|------------|----------|----------------------|-----------------|---|----------------------|--|
| 1 | Expand Home Ownership | 2020 | 2025 | Affordable Housing | CityWide | Expand Home Ownership | HOME: \$910,718 | Homeowner Housing Added: 6 Household Housing Unit |
| 2 | Provide Homeless and Homeless Prevention Services | 2020 | 2025 | Homeless | CityWide | Provide Homeless and Homeless Prevention Services | ESG: \$273,614 | Tenant-based rental assistance / Rapid Rehousing: 20 Households Assisted Homeless Person Overnight Shelter: 130 Persons Assisted Overnight/Emergency Shelter/Transitional Housing Beds added: 220 Beds |
| 3 | New Affordable Rental Housing | 2020 | 2025 | Affordable Housing | CityWide | Preserve and Rehabilitate Housing | HOME: \$1,789,282 | Rental units constructed: 100 Household Housing Unit |
| 4 | Preserve and Rehabilitate Housing | 2020 | 2025 | Affordable Housing | CityWide | Preserve and Rehabilitate Housing | HOME: \$500,000 | Rental units rehabilitated: 239 Household Housing Unit |
| 5 | Promote Economic Development | 2020 | 2025 | Economic Development | CityWide | Promote Economic Development | CDBG: \$798,021 | Public service activities other than Low/Moderate Income Housing Benefit: 10 Persons Assisted |

| Sort Order | Goal Name | Start Year | End Year | Category | Geographic Area | Needs Addressed | Funding | Goal Outcome Indicator |
|------------|---------------------------------------|------------|----------|-----------------------------------|--------------------------------|---|---|---|
| 6 | Improve Facilities and Infrastructure | 2020 | 2025 | Non-Housing Community Development | CityWide LMI Areas of the City | Improve Facilities and Infrastructure | CDBG: \$2,671,000 | Public Facility or Infrastructure Activities other than Low/Moderate Income Housing Benefit: 32000 Persons Assisted |
| 7 | Fair Housing | 2020 | 2025 | Non-Housing Community Development | CityWide | Fair Housing | CDBG: \$73,000 | Public service activities other than Low/Moderate Income Housing Benefit: 1000 Persons Assisted Public service activities for Low/Moderate Income Housing Benefit: 0 Households Assisted |
| 8 | Planning and Administration | 2020 | 2025 | Program administration funds | CityWide | Preserve and Rehabilitate Housing Expand Home Ownership Provide Homeless and Homeless Prevention Services New Affordable Rental Housing Promote Economic Development Improve Facilities and Infrastructure Fair Housing | CDBG: \$681,163 HOME: \$140,478 ESG: \$22,185 | Other: 1 Other |

Table 55 – Goals Summary

Goal Descriptions

| | | |
|---|-------------------------|---|
| 1 | Goal Name | Expand Home Ownership |
| | Goal Description | There are 2 projects proposed that will expand home ownership opportunities: 1. \$700,000 in HOME funds for 4 new infill owner-occupied units city-wide 2. \$210,718 in HOME-CHDO funds for 2 new owner-occupied units city-wide |
| 2 | Goal Name | Provide Homeless and Homeless Prevention Services |
| | Goal Description | The City intends to fund public service programs and activities related to homelessness. Activities include: rapid rehousing, emergency shelters, increase the number of shelter and transitional housing beds as well as homelessness prevention programs. |
| 3 | Goal Name | New Affordable Rental Housing |
| | Goal Description | 100 new affordable rental units will be constructed in Seccombe Park. |
| 4 | Goal Name | Preserve and Rehabilitate Housing |
| | Goal Description | Rehabilitate 239 affordable rental units in 2601-2675 W 2nd Street. |
| 5 | Goal Name | Promote Economic Development |
| | Goal Description | Funding will be provided that will assist a minimum of 10 small businesses. Funding will also be used for Section 108 Loan repayment for a revitalization project on Highland Avenue. The project is slated to create and retain 214 jobs. |
| 6 | Goal Name | Improve Facilities and Infrastructure |
| | Goal Description | Funding will be used to improve five community facilities including three parks, a community center and a senior center. |

| | | |
|----------|-------------------------|---|
| 7 | Goal Name | Fair Housing |
| | Goal Description | Funds will be provided for IFHMB to provide investigation, education, reconciliation, and/or referral of housing discrimination complaints free of charge in the City of San Bernardino. IFHMB offers workshops to educate housing providers, tenants, homeowners, and financial and lending institutions on fair housing laws. |
| 8 | Goal Name | Planning and Administration |
| | Goal Description | Funds are allocated for City staff for planning and administration of HOME, CDBG, ESG funds for the various projects and grantee monitoring requirements. |

Projects

AP-35 Projects – 91.220(d)

Introduction

With its CDBG, HOME, and ESG funds, the City of San Bernardino will fund eligible projects in the following categories: preserve and rehabilitate housing; improve neighborhood conditions; expand homeownership opportunities; provide supportive services; new affordable housing construction or rehabilitation; new affordable housing construction; promote economic development; improve facilities and infrastructure; fair housing, and program planning and administration.

Projects

| # | Project Name |
|----|--|
| 1 | Infill Housing Program |
| 2 | First Time Home Ownership |
| 3 | Homeless Outreach and Homeless Prevention |
| 4 | New Rental Housing Construction |
| 5 | Affordable Rental Housing Rehabilitation |
| 6 | Micro-Enterprise Program |
| 7 | Section 108 Repayment Program - Promote Economic Development |
| 8 | Improve Public Facilities and Infrastructure |
| 9 | Fair Housing |
| 10 | Planning & Administration |

Table 56 – Project Information

Describe the reasons for allocation priorities and any obstacles to addressing underserved needs

The allocation priorities are a result of input received from the community and based on the identified needs such as the state of the City's infrastructure, housing stock and poverty. The primary obstacle in addressing underserved needs is insufficient resources to meet the ongoing needs of persons, especially those with special needs such as the homeless.

AP-38 Project Summary
Project Summary Information

| | | |
|---|--|--|
| 1 | Project Name | Infill Housing Program |
| | Target Area | CityWide |
| | Goals Supported | Expand Home Ownership |
| | Needs Addressed | Expand Home Ownership |
| | Funding | HOME: \$700,000 |
| | Description | Construction of single family ownership housing on vacant City-owned lots. |
| | Target Date | 6/30/2021 |
| | Estimate the number and type of families that will benefit from the proposed activities | Four(4) families will benefit from this project. |
| | Location Description | Citywide |
| | Planned Activities | Homeownership Housing units added. |
| 2 | Project Name | First Time Home Ownership |
| | Target Area | CityWide |
| | Goals Supported | Expand Home Ownership |
| | Needs Addressed | Expand Home Ownership |
| | Funding | HOME: \$210,718 |
| | Description | New construction of single family homes on vacant City-owned lots. This project is a CHDO project with a 15% Set-Aside. |
| | Target Date | 6/30/2021 |
| | Estimate the number and type of families that will benefit from the proposed activities | 2 households will benefit. |
| | Location Description | To be determined |
| | Planned Activities | New construction of single family homes on vacant City-owned lots. Income will range 50% to 80% of Area Median Income (AMI). |
| 3 | Project Name | Homeless Outreach and Homeless Prevention |
| | Target Area | CityWide |

| | | |
|----------|--|---|
| | Goals Supported | Provide Homeless and Homeless Prevention Services |
| | Needs Addressed | Provide Homeless and Homeless Prevention Services |
| | Funding | ESG: \$295,799 |
| | Description | Assist homeless and special needs populations with supportive services. Funding for various Emergency Solutions Grant Program Projects to include Emergency Shelter, Rapid Rehousing, Homelessness Prevention, Street Outreach and HMIS costs. |
| | Target Date | 6/30/2021 |
| | Estimate the number and type of families that will benefit from the proposed activities | Approximately 600 persons at very low income to zero income will benefit from the proposed activities. |
| | Location Description | <p>The following locations will benefit from ESG funding.</p> <ol style="list-style-type: none"> 1. Community Action Partnership - 696 S. Tippecanoe Avenue, San Bernardino, CA 92408 2. Family Service Association of Redlands - 612 Lawton St, Redlands, CA 92374 3. Lutheran Social Services - 813 N D St, San Bernardino, CA 92401 4. Step Up on Second - 201 North E Street, San Bernardino, CA 92401 |
| | Planned Activities | <p>The ESG Program will fund four agencies and programs plus grant and project management.</p> <p>Community Action Partnership. Provide homeless persons and those at risk of homelessness with temporary rental assistance, financial literacy education and linkages to other support services. Award \$54,446.</p> <p>Family Service Association of Redlands. Provide emergency shelter, motel vouchers, wraparound services and case management to prevent homelessness. Award \$63,000.</p> <p>Lutheran Social Services. Provide emergency shelter as a bridge to permanent housing, wraparound services to help homeless men 18 years and older to achieve self-sufficiency. Award \$70,000.</p> <p>Step Up On Second. Provide supportive services which begin with engagement and street outreach activities. Award \$86,168</p> |
| 4 | Project Name | New Rental Housing Construction |

| | | |
|---|--|--|
| | Target Area | CityWide |
| | Goals Supported | New Affordable Rental Housing |
| | Needs Addressed | New Affordable Rental Housing |
| | Funding | HOME: \$1,819,282 |
| | Description | New affordable rental units constructed at Seccombe Park |
| | Target Date | 6/30/2021 |
| | Estimate the number and type of families that will benefit from the proposed activities | 100 families will benefit from this proposed project. |
| | Location Description | Seccombe Park 160 E. 5th Street San Bernardino, CA Census Tract: 58.00 |
| | Planned Activities | Construction of new affordable rental housing units |
| 5 | Project Name | Affordable Rental Housing Rehabilitation |
| | Target Area | CityWide |
| | Goals Supported | Preserve and Rehabilitate Housing |
| | Needs Addressed | Preserve and Rehabilitate Housing |
| | Funding | HOME: \$500,000 |
| | Description | Rehabilitation of 239 existing rental housing units. |
| | Target Date | 6/30/2021 |
| | Estimate the number and type of families that will benefit from the proposed activities | 239 families will benefit from this proposed project. |
| | Location Description | Property address is 2601-2675 W. 2nd Street San Bernardino, CA |
| 6 | Planned Activities | Rehabilitation of existing rental housing units. |
| | Project Name | Micro-Enterprise Program |
| | Target Area | CityWide |
| | Goals Supported | Promote Economic Development |
| | Needs Addressed | Promote Economic Development |

| | | |
|---|--|--|
| | Funding | CDBG: \$35,000 |
| | Description | Provide business development training and support to income qualified existing or potential business owners. City staff monitors how many business have been created through Emprenadoras Program. Training class administration includes participant sign-in and intake forms. |
| | Target Date | 6/30/2021 |
| | Estimate the number and type of families that will benefit from the proposed activities | Approximately ten existing or potential business owners will be trained. |
| | Location Description | Citywide - Available to all existing or potential business owners. Workshops are held at City Hall located at 201 North E Street, San Bernardino, CA and at the Mexican Consulate located at 293 North D Street, San Bernardino, CA. |
| | Planned Activities | The Micro-Enterprise program promotes economic development in the City. The program provides business development training and support to income qualified participants who wish to start their own business. The Program will use CDBG funds to provide education and training for existing or potential business owners, to launch and retain a successful businesses and improve business viability. City staff monitors how many business have been created through Emprenadoras Program. Training class administration includes participant sign-in and intake forms. |
| 7 | Project Name | Section 108 Repayment Program - Promote Economic Development |
| | Target Area | CityWide |
| | Goals Supported | Promote Economic Development |
| | Needs Addressed | Promote Economic Development |
| | Funding | CDBG: \$763,021 |
| | Description | Section 108 loan repayment for Arden Guthrie Property (B-03-MC-06-0539, Loan number 119-090-0053-5801) obtained to forward economic revitalization and create jobs (214 jobs) in the City. |
| | Target Date | 6/30/2021 |

| | | |
|---|--|---|
| | Estimate the number and type of families that will benefit from the proposed activities | 214 individuals will benefit from this proposed activity. |
| | Location Description | 17.43 acre commercial property located along Highland Avenue between Arden Street and Guthrie Street in the City of San Bernardino. |
| | Planned Activities | A Section 108 loan, FY 2006, was obtained for the acquisition of 22 blighted and socially problematic apartment buildings in the North Arden Guthrie Area of the City. The City is moving forward with the sale of the property to a developer who will build a multi-tenant commercial shopping center. |
| 8 | Project Name | Improve Public Facilities and Infrastructure |
| | Target Area | CityWide |
| | Goals Supported | Improve Facilities and Infrastructure |
| | Needs Addressed | Improve Facilities and Infrastructure |
| | Funding | CDBG: \$2,671,000 |
| | Description | Three (3) parks will be funded for replacement of playground equipment in addition to an existing baseball field to be converted into a Miracle League park to be ADA compliant. A concrete/ADA project will also be funded to replace sidewalks and ADA accessibility. Encanto Community Center Phase I roof replacement/facility repairs. |
| | Target Date | 6/30/2021 |
| | Estimate the number and type of families that will benefit from the proposed activities | 32,000 persons within households earning an income level of 30% to 50% of AMI will benefit of the improvements made to these parks and facility. |

| | | |
|---|--|--|
| | Location Description | <p>The City has proposed to fund the following three (3) parks, a community center and public facilities at a senior center:</p> <ol style="list-style-type: none"> 1. Meadowbrook Fields Park - 179 E Rialto Ave., San Bernardino, CA 2. Anne Shirrel Park – 1367 North California, San Bernardino, CA 3. Nicholson Park - 2737 W. 2nd Street, San Bernardino, CA (Playground equipment replacement and existing baseball field conversion) 4. Encanto Community Center – Phase 1 – 1180 W. 9th Street, San Bernardino, CA Roof replacement/facility repairs. 5. Citywide Concrete Repairs – to replace sidewalks and ADA accessibility for Fifth Street Senior Center, Perris Hill Senior Center, Ruben Campos, Lytle Creek, Rudy Hernandez, Nicholson and Delmann Heights Community Centers. |
| | Planned Activities | The City plans to improve three (3) parks, a community center and public facilities at a senior center. Specifically the replacement of playground equipment to provide safe equipment for the community in addition to a Miracle League Park for ADA compliant and citywide concrete repairs. |
| 9 | Project Name | Fair Housing |
| | Target Area | CityWide |
| | Goals Supported | Fair Housing |
| | Needs Addressed | Fair Housing |
| | Funding | CDBG: \$73,000 |
| | Description | Inland Fair Housing Mediation Board will provide activities that will assist the City in furthering fair housing. |
| | Target Date | 6/30/2021 |
| | Estimate the number and type of families that will benefit from the proposed activities | This program will benefit Low/Moderate Income Households/Tenants. |
| | Location Description | Fair housing events and discrimination assistance will benefit approximately 1,000 LMI households and tenants. |

| | | |
|-----------|--|---|
| | Planned Activities | IFHMB will provide investigation, education, reconciliation, and/or referral of housing discrimination complaints free of charge in the City of San Bernardino. IFHMB offers workshops to educate housing providers, tenants, homeowners, and financial and lending institutions on fair housing laws. |
| 10 | Project Name | Planning & Administration |
| | Target Area | CityWide |
| | Goals Supported | Planning and Administration |
| | Needs Addressed | Planning and Administration |
| | Funding | CDBG: \$681,163 HOME: \$140,478 |
| | Description | The City will implement the goals and objectives of the Action Plan by delivering a variety of housing and community development programs and activities. The City will also continue to comply with the planning and reporting requirements of the Action Plan regulations and CDBG, HOME and ESG regulations. Assist homeless and special needs populations with supportive services. Funding for various Emergency Solutions Grant Program Projects to include Emergency Shelter, Rapid Rehousing, Homelessness Prevention, Street Outreach and HMIS costs. Annually, the City will monitor its use of CDBG, HOME and ESG funds to ensure effective and appropriate use of funds. CDBG Administration: \$681,163; HOME Administration: \$140,478; ESG Administration: \$22,185 |
| | Target Date | 6/30/2021 |
| | Estimate the number and type of families that will benefit from the proposed activities | The entire city benefits from planning and administration efforts lead by the City. |
| | Location Description | 201 North E Street, San Bernardino, CA 92401 |
| | Planned Activities | Grant and Project Management |

AP-50 Geographic Distribution – 91.220(f)

Description of the geographic areas of the entitlement (including areas of low-income and minority concentration) where assistance will be directed

The City will use its funding for PY 2020-2021 to finance a variety of housing, community development, economic development, and capital improvement projects. The majority of the funding will be used to finance projects targeting low- to moderate-income individuals and families throughout the City.

CDBG Benefit Service Areas are defined as geographic locations within the City of San Bernardino where 51 percent or more of the households in those areas are low- to moderate-income. The 2010 U.S. Census identified approximately 68.9 percent of the City consisted of households with low or moderate incomes. A map of the Low / Moderate Income Target Areas is attached to this document.

The City of San Bernardino has become increasingly diverse in its racial and ethnic makeup. Over the past decades the City has seen a shift from a non-Hispanic, White majority to a Hispanic Origin majority. According to the U.S. 2010 Census, approximately 60 percent of the population is of Hispanic Origin, 19 percent is Non-Hispanic, White, 14.2 percent is Black, 3.8 percent is Asian and 2.9 percent is comprised of some “Other” race or ethnicity.

Geographic Distribution

| Target Area | Percentage of Funds |
|-----------------------|----------------------------|
| CityWide | 70 |
| LMI Areas of the City | 30 |

Table 57 - Geographic Distribution

Rationale for the priorities for allocating investments geographically

The funding available under the 2020-2021 Action Plan may be used to meet a variety of community development and housing needs. As part of the development of the 2020-2021 Action Plan, the City established priority needs based on an in depth analysis of the several factors housing, homelessness, poverty, special needs, lead hazards, institutional structure, etc. The City will utilize its federal funding to pursue goals and objectives listed in the section “AP-20 Annual Goals and Objectives” of this document. The City’s primary intent is to spend its CDBG funds in predominantly low income neighborhoods where residents have the greatest need for housing/services. The City will focus on low to moderate income neighborhoods where there is a greatest need in the parks, such as having the playground equipment replaced, because those are the areas of greatest need.

Discussion

The City of San Bernardino has not designated any Neighborhood Revitalization Strategy Areas (NRSA)

within in the City.

Affordable Housing

AP-55 Affordable Housing – 91.220(g)

Introduction

In accordance with the Housing Needs Assessment of the Consolidated Plan, housing problems within the City of San Bernardino include: 1) Units with physical defects; 2) overcrowded conditions; and 3) housing cost burden. The City will use CDBG and HOME funds to pursue three affordable housing goals: 1) Preserve and Rehabilitation Housing, 2) Expand Home Ownership Opportunities and 3) Provide Assistance to Renter Households.

| One Year Goals for the Number of Households to be Supported | |
|---|-----|
| Homeless | 45 |
| Non-Homeless | 200 |
| Special-Needs | 100 |
| Total | 345 |

Table 58 - One Year Goals for Affordable Housing by Support Requirement

| One Year Goals for the Number of Households Supported Through | |
|---|-----|
| Rental Assistance | 0 |
| The Production of New Units | 104 |
| Rehab of Existing Units | 241 |
| Acquisition of Existing Units | 0 |
| Total | 345 |

Table 59 - One Year Goals for Affordable Housing by Support Type

Discussion

The table “One Year Goals for the Number of Households to be Supported” consists of 600 homeless individual to be supported and 349 units to be built or rehabilitated. The following projects detail households that will benefit as well as the number of units in the City to be constructed or rehabed.

- Homeownership of two (2) housing units added in Eastpointe neighborhood. Incomes will range from 50% to 80% of Area Median Income (AMI);
- New Infill Housing construction of four (4) for-sale single family homes, incomes will range from 50% to 80% of Area Median Income (AMI);
- 100 affordable rental units to be built at Seccombe Park; and
- Affordable rental housing rehabilitation of 239 existing units at Foothill Villas Apartments.

AP-60 Public Housing – 91.220(h)

Introduction

Public housing and other assisted housing programs are crucial elements of the City's efforts to address affordable housing needs of low- and moderate-income families, senior citizens, disabled individuals, and other individuals.

The City falls within the jurisdiction of the Housing Authority of the County of San Bernardino (HACSB). This agency administers the Housing Choice Voucher Program, which provides rental assistance to eligible residents of San Bernardino by providing monthly rental assistance to participants who want to rent from a private landlord, but cannot afford the full monthly rental payment. The Housing Choice Voucher program is funded by the U.S. Department of Housing and Urban Development (HUD).

In 2019, the latest year for which data is available, HACSB provided 10,798 housing choice vouchers throughout San Bernardino County, assisting 25,331 individuals. Of those 10,798 housing choice vouchers, 2,694 were issued to San Bernardino City residents.

The City will continue to support the efforts of HACSB in the administration of the Housing Choice Voucher and maximize the use of those funds and other resources in San Bernardino.

Actions planned during the next year to address the needs to public housing

To assist HACSB in addressing public housing needs, the City will do the following:

Monitor At-Risk Units. The City will maintain contact with the owners of at-risk units, encourage the owner to keep the at-risk units affordable and utilize, if feasible, local incentives to preserve any at-risk units

Support and Assist Local Non-Profit Organizations. In order to develop or preserve the City's affordable stock, the City will provide technical and/or financial assistance to local non-profit organizations that provide affordable housing.

Actions to encourage public housing residents to become more involved in management and participate in homeownership

The City does not own any public housing units, therefore has not undertaken efforts to encourage public housing residents to become more involved in the management of public housing units. However, the Housing Authority of the County of San Bernardino (HACSB) does undertake actions to encourage public housing residents to contribute and participate in the management and HACSB has a homeownership program for residents of public housing.

As for homeownership opportunities, the City has initiated an Infill Housing Program that will acquire

distressed properties within San Bernardino, rehabilitate them and sell them to income qualified homebuyers. The City will work with HACSB, to identify any households who may be eligible for the Housing Choice Voucher Program.

If the PHA is designated as troubled, describe the manner in which financial assistance will be provided or other assistance

The Housing Authority of the County of San Bernardino has not been designated as troubled. Actually it has a moving to work designation which is a designation that a limited number of PHAs across the country have.

Discussion

See above discussion.

AP-65 Homeless and Other Special Needs Activities – 91.220(i)

Introduction

According to the San Bernardino County 2019 Homeless PIT Count there were 883 homeless persons in the City. A total of 244 individuals were sheltered and 639 were unsheltered. To address this issue, the City will allocate approximately \$295,799 in ESG funds to homeless service providers who are skilled at transitioning homeless individuals and families from homelessness to permanent housing through a variety of activities including street outreach, homeless prevention, rapid re-housing, emergency shelter and essential services.

Describe the jurisdictions one-year goals and actions for reducing and ending homelessness including

Reaching out to homeless persons (especially unsheltered persons) and assessing their individual needs

The City is an active member of the San Bernardino CoC and fully supports the goals and objectives of the San Bernardino County 10-Year Strategy to End Homelessness. To reach out to homeless persons and assess their individual needs, the City will continue to support the CoC's coordinated entry system, 2-1-1 San Bernardino County. The Coordinated Entry System will provide people who are at imminent risk of becoming homeless (HUD Homeless definition (Category 2) with problem solving support to retain current housing or to locate get housing placement.

The City is continuing its contract in FY 2020-2021 with Step Up On Second, with the goal of reaching 78 homeless persons through street outreach, providing social service referrals to 49 of those 78 persons and facilitating the placement of 13 homeless persons into permanent housing.

Addressing the emergency shelter and transitional housing needs of homeless persons

The City will continue to fund Lutheran Social Services Southern California (LSSC) to provide an emergency men's shelter. LSSC has submitted plans to the City for a preliminary review of a new men's shelter with a 75-bed capacity.

Helping homeless persons (especially chronically homeless individuals and families, families with children, veterans and their families, and unaccompanied youth) make the transition to permanent housing and independent living, including shortening the period of time that individuals and families experience homelessness, facilitating access for homeless individuals and families to affordable housing units, and preventing individuals and families who were recently homeless from becoming homeless again

The City of San Bernardino recognizes that homelessness is a regional issue that impacts every

community in the region. As the largest community in the County, the City also serves as a hub for service providers. The City supports the efforts of the network of agencies working to end homelessness through the Regional Continuum of Care Strategy. The Continuum of Care Strategy involves four key components, one of which is homeless prevention. The provision of preventative services will decrease the number of households and individuals who will become homeless and require emergency shelters and assistance. The City is working to prevent persons from becoming homeless by funding emergency rental assistance for households at-risk of homelessness.

Utilizing its HOME dollars, the City funded the acquisition of the Golden Apartments a 21-unit apartment complex that has been rehabilitated and converted into 38 one-bedroom apartments of supportive housing for homeless persons. Residents moved into their new one-bedroom flats in December 2019. Golden has onsite health and mental health services available through the Department of Behavioral Health and Molina Health.

The City has partnered with Step Up on Second to provide street outreach services to homeless persons and assist them with obtaining their vital documents, housing navigation, transportation to appointments and placement in permanent housing. To date, in FY 2019-2020, Step Up has housed 13 individuals and provided linkage to services to 78 persons.

San Bernardino County's 10-Year Strategy for Ending Homelessness was recalibrated in 2013 to focus on a rapid re-housing approach that is also consistent with a Housing First Model. This approach is intended to minimize the amount a time an individual or family remains homeless or in shelters. The Housing First Model also focuses on homeless prevention by emphasizing the need to keep individuals and families in their current housing if appropriate.

Helping low-income individuals and families avoid becoming homeless, especially extremely low-income individuals and families and those who are: being discharged from publicly funded institutions and systems of care (such as health care facilities, mental health facilities, foster care and other youth facilities, and corrections programs and institutions); or, receiving assistance from public or private agencies that address housing, health, social services, employment, education, or youth needs

The City will continue to support the regional CoC's efforts to implement the San Bernardino County 10-Year Strategy for Ending Homelessness. This plan includes a recommendation to focus on discharge planning in order to prevent people from becoming homeless when they are discharged from correctional, foster care, health care, or mental health care systems. The McKinney-Vento Act requires that State and local governments have policies and protocols in place to ensure that persons being discharged from a publicly-funded institution or system of care are not discharged immediately into homelessness. In order to meet HUD's requirements, the 10-Year Strategy has established a Discharge Planning Committee to focus on improving coordination between discharge planning agencies, local government, and homeless service providers in order to implement a "zero tolerance" plan that will prevent persons being discharged into homelessness.

Discussion

In 2018, the City declared a shelter crisis which allowed agencies to apply for the State's Homeless Emergency Aid Program (HEAP) funding. Four agencies serving homeless persons in the City of San Bernardino received \$2.1 million in HEAP funds that can be used over four years. The CoC's coordinated entry system provides a single point of entry for people who are homeless to be screened and assessed for a range of CoC and City funded homeless programs, including emergency shelters, transitional housing, permanent supportive housing, and rapid rehousing services. All contracted service providers report outcomes based on the countywide outcome standards developed by the County Office of Homeless Services, in order to inform future adjustments to the service system.

In FY 18-19, the City facilitated the purchase of two (2) multi-family properties by Foothill Aides Project. In FY 19-20 those properties will be rehabilitated and leased to low-income persons with HIV/Aids.

AP-75 Barriers to affordable housing – 91.220(j)

Introduction:

The City recognizes that barriers to affordable housing exist and continues to employ strategies to overcome them. Policies can create barriers to the production of affordable housing and residential investment because such factors increase costs. The high cost of affordable housing and residential investment can be contributed to the following:

- **Lack of Affordable Housing Funds:** The availability of funding for affordable housing has been severely affected by the dissolution of redevelopment agencies. Prior to 2012, redevelopment activities and funding was the City's primary tool for assisting with neighborhood revitalization efforts and production of affordable housing. The loss of this funding represents a constraint for the City of San Bernardino's efforts to continue to support neighborhood revitalization. Now the City relies on private resources, federal grant programs, state resources, and philanthropy to fund affordable housing projects.
- **Environmental Protection:** State law (California Environmental Quality Act and California Endangered Species Act) and federal law (National Environmental Policy Act and Federal Endangered Species Act) regulations require environmental review of proposed discretionary projects (e.g., subdivision maps, use permits, etc.). Costs and time delay resulting from the environmental review process are also added to the cost of housing.
- **Site Improvements:** Many parts of San Bernardino are undeveloped and lack adequate pedestrian and automobile infrastructure to support new residential subdivisions. All new residential development is required to provide sidewalk with curbs and gutters and must be served by appropriate roadways consistent with the General Plan Circulation Element and adopted road development standards. The cost of these improvements increases the cost of development, but is necessary to facilitate pedestrian and vehicular access and movement in the City.
- **Planning and Development Fees:** Planning and development impact fees, such as for transportation, water, and sewer infrastructure improvements, often add to the overall cost of development. The City's fees reflect the fair share of the costs of providing permitting, infrastructure, and services for new residences.
- **Permit and Processing Procedures:** Builders and developers frequently cite the cost of holding land during the evaluation and review process as a significant factor in the cost of housing. The City of San Bernardino's development review process is designed to accommodate growth without compromising quality. Project quality is of critical concern, as the City faces challenges in securing foreclosed single-family homes and poorly maintained multifamily complexes.
- **State and Federal Davis-Bacon Prevailing Wages:** The State Department of Industrial Relations (DIR) expanded the kinds of projects that require the payment of prevailing wages. Prevailing wage adds to the overall cost of development. A prevailing wage must also be paid to laborers when federal funds are used to pay labor costs for any project over \$2,000 or on any multi-

family project over eight units. Based on discussions with developers, various prevailing wage requirements typically inflate the development costs by 35 percent.

Actions it planned to remove or ameliorate the negative effects of public policies that serve as barriers to affordable housing such as land use controls, tax policies affecting land, zoning ordinances, building codes, fees and charges, growth limitations, and policies affecting the return on residential investment

The City undertook a major effort to eliminate constraints, with respect to land use regulations, by developing and adopting a new Development Code that unified and simplified the City's development regulations and processes. That effort was followed by a reorganization of the City to unify the various development-related departments into a single Community Development Department and a one-stop permit counter. The City has made the following additional amendments to the Municipal Code in order to further reduce barriers to affordable housing:

1. **General Lot Consolidation Incentive** - Small, individual lots offer limited development potential, and generally cannot support onsite property management. Development opportunities could be increased through a small-lot consolidation program that offers a 15 percent density bonus for projects with a residential component that are committing to a maintenance plan and having on-site management. The City is anticipating amending the Development Code to incentivize lot Consolidation.
2. **Density Bonus Provisions** - Density bonus projects can be an important source of housing for lower and moderate income households. The City anticipates amending the Development Code to reflect the latest amendments to State density bonus law.
3. **Transitional and Supportive Housing** - The City plans to amend the Development Code to adequately define transitional and permanent supportive housing and permit these uses based on unit type, in accordance with Senate Bill 2.
4. **Streamlined Processing** - The City is committed to continuing the streamlining of development activities and regulations and will continue to analyze potential programs that seek to eliminate land use constraints, particularly as related to the provision of new housing and rehabilitation of existing housing. The City amended its Development Code in 2012 to make it more user-friendly and to minimize confusion for staff and the development community. As part of the Development Code update, the City also introduced a new streamlined type of Conditional Use Permit: the Minor Use Permit (MUP). The MUP is reviewed by the Development/Environmental Review Committee rather than the Planning Commission, which requires less staff time (and a relatively shorter process for developers), lower fees, and can be used in lieu of a CUP for certain qualified projects.
5. **The City will update its General Plan.**

Discussion:

To address housing affordability and the lack of monetary resources for affordable housing, the

Consolidated Plan calls for the investment of CDBG and/or HOME funds to preserve and rehabilitate housing units and provide homeownership opportunities to low and moderate-income households.

For PY 2020-2021, the City will continue to fund its Infill Housing Program and its Owner Occupied Residential Rehabilitation Program (OORP). The OORP will be funded with carryover funds from last year that were not fully expended. Through the City's Infill Housing Program, the City will acquire, rehabilitate vacant and/or underutilized parcels of land and create housing affordable to low- and moderate-income households. The Owner Occupied Residential Rehabilitation Program will provide deferred loans for the rehabilitation of single family units owned by low and moderate income households.

Although the City no longer has access to redevelopment funds, the City will continue to leverage its CDBG and HOME funds to attract private and other available public resources, including land conveyed to the City for the purpose of creating affordable housing for low- and moderate- income households.

AP-85 Other Actions – 91.220(k)

Introduction:

Priority Needs established in the FY 2020-2025 Five-Year Consolidated Plan, which form the basis for establishing objectives and outcomes in the FY 2020-2021 One-Year Action Plan, are as follows:

High Priority

- Preserve and Rehabilitate Housing
- Expand homeownership opportunities
- Provide Homeless and Homeless Prevention Services
- Promote economic development and employment opportunities for low and moderate income persons. Micro-Enterprise

Low Priority

- New affordable Rental Housing
- Improve and expand existing community facilities and infrastructure to meet current and future needs.
- Eliminate identified impediments to fair housing through education, enforcement, and testing.
- Planning and Administration – CDBG, HOME, and ESG
- New Affordable Housing Construction or Rehabilitation
- Expand homeownership opportunities – Infill Housing
- First-Time Homeownership – CHDO 15% set-aside
- New affordable rental housing

Actions planned to address obstacles to meeting underserved needs

To address obstacles to meeting underserved needs, the City will allocate CDBG, uncommitted HOME and ESG funds through the Action plan in projects that provide financing for the affordable housing development, housing rehabilitation, job creation, public facility/infrastructure improvements and homeless prevention. Lack of resources is the primary obstacle to meeting underserved needs. In order to leverage additional ongoing resources for housing and homeless services, the City is applying for the Permanent Local Housing Allocation (PLHA) funds which are administered by the State Department of Housing and Community Development to It anticipated that in the 2021 the City can receive up to \$1.6 million in PLHA funds.

The City will also support HACSB's efforts to obtain additional rental assistance funding, especially for seniors and lower-income households.

Actions planned to foster and maintain affordable housing

The City will invest HOME funds to expand the supply of affordable housing and will use HOME funds to preserve and maintain existing affordable housing through the City of San Bernardino's Owner-Occupied Rehabilitation Loan Program.

Actions planned to reduce lead-based paint hazards

To reduce lead-based paint hazards and in accordance, housing constructed prior to 1978 and assisted through the City of San Bernardino's Owner Occupied Residential Rehabilitation Program will be tested for lead based paint hazards. If lead based-paint hazards are found, safe work practices or abatement procedures will be included in the scope of work for the rehabilitation of the housing unit. All procedures will be in compliance with 24 CFR Part 35.

Actions planned to reduce the number of poverty-level families

For PY 2020-2021, the City will support:

- An Infill Housing Program that will acquire and rehabilitate/construct underutilized properties within the City and when complete sell these homes to low- and moderate income households
- Micro Enterprise Program that will provide small business development training and support to income qualified clients who are wish to start their own small business.
- Service providers who can provide street outreach, rapid-rehousing, homeless prevention, emergency shelter, and other essential services to homeless and near-homeless persons and families.
- The improvement of various park facilities within income-eligible areas of the City that provide recreational and support services to low- and moderate-income residents of the City.
- The efforts of HACSB, who provides rental assistance and conventional housing to low-income households.
- The efforts of the CoC, San Bernardino County Behavioral Health Administration, Office of Homeless Services and various Homeless Service Agencies to provide public and social services to residents living in poverty, including health services, counseling, educational programs, food distribution, academic and vocational training, youth services, and senior services.
- The goals and objectives of San Bernardino County 10-Year Strategy to End Homelessness.
- The CoC's coordinated entry system, 2-1-1 San Bernardino County that provides persons who are at imminent risk of becoming homeless with problem solving support to retain current housing or to locate another housing placement.

Actions planned to develop institutional structure

During the next year, the San Bernardino Community & Economic Development Department will continue consulting with and inviting a wide variety of agencies and organizations (i.e. CoC, HACSB, National CORE, County of San Bernardino Community Development and Housing Agency, etc.) involved with the delivery of housing and social services to low- and moderate-income San Bernardino residents.

This will allow to coordinate the City's activities by not duplicating efforts and to know what other agencies are doing. Currently, the City is working with the Center for Community Investment and Dignity Health (Accelerating investments for Healthy Communities). The City's collaboration with CCI and Dignity Health has resulted in the investment of \$1.2 million in permanently affordable rental housing in the City. These types of collaborations build the capacity for the City to continue providing affordable housing.

Actions planned to enhance coordination between public and private housing and social service agencies

During the next year, the San Bernardino Community & Economic Development Department will continue consulting with a wide variety of agencies and organizations such as HACSB, County Workforce Development, County Department of Behavioral Health and County Office on Aging and Adult Services involved with the delivery of housing, supportive services and economic development to low- and moderate- income San Bernardino residents. Workforce Development, for example, provides job placement services for person in the County and also provides up to three months of paid on the job training and any equipment that an employee may require to carry their new job. In the realm of economic development, the City recently established a partnership with the Mexican Consulate's "Emprendedoras" program. The program partners with the Small Business Administration and the City's Micro Enterprise program to provide Spanish language training for persons interested in launching a small business or expanding an existing small business. Through the City's partnership with the "Emprendedoras" program, the City will cross promote the services available through Workforce Development.

Discussion:

The implementation of the PY 2020-2021 Action Plan will invest federal resources to address obstacles to meeting underserved needs, foster and maintain affordable housing, reduce lead-based paint hazards, inspection of HOME units, reduce the number of families living in poverty, develop institutional structure, and enhance coordination between public and private housing and social service agencies.

Program Specific Requirements

AP-90 Program Specific Requirements – 91.220(l)(1,2,4)

Introduction:

In the implementation of programs and activities under the 2020-2021 Action Plan, the City of San Bernardino will follow all HUD regulations concerning the use of program income, forms of investment, overall low-and moderate-income benefit for the CDBG program and recapture requirements for the HOME program. The years 2020, 2021 and 2022 are used to determine that an overall benefit of 80% of CDBG funds is used to benefit persons of low and moderate income.

Community Development Block Grant Program (CDBG)

Reference 24 CFR 91.220(l)(1)

Projects planned with all CDBG funds expected to be available during the year are identified in the Projects Table. The following identifies program income that is available for use that is included in projects to be carried out.

| | |
|--|----------------|
| 1. The total amount of program income that will have been received before the start of the next program year and that has not yet been reprogrammed | 817,368 |
| 2. The amount of proceeds from section 108 loan guarantees that will be used during the year to address the priority needs and specific objectives identified in the grantee's strategic plan. | 0 |
| 3. The amount of surplus funds from urban renewal settlements | 0 |
| 4. The amount of any grant funds returned to the line of credit for which the planned use has not been included in a prior statement or plan | 0 |
| 5. The amount of income from float-funded activities | 0 |
| Total Program Income: | 817,368 |

Other CDBG Requirements

| | |
|---|--------|
| 1. The amount of urgent need activities | 0 |
| 2. The estimated percentage of CDBG funds that will be used for activities that benefit persons of low and moderate income. Overall Benefit - A consecutive period of one, two or three years may be used to determine that a minimum overall benefit of 70% of CDBG funds is used to benefit persons of low and moderate income. Specify the years covered that include this Annual Action Plan. | 80.00% |

HOME Investment Partnership Program (HOME)

Reference 24 CFR 91.220(l)(2)

1. A description of other forms of investment being used beyond those identified in Section 92.205 is

as follows:

The City does not anticipate using other forms of investment beyond those identified in Section 92.205.

2. A description of the guidelines that will be used for resale or recapture of HOME funds when used for homebuyer activities as required in 92.254, is as follows:

HOME Recapture Provision If Buyer at any time during the Period of Affordability sells or transfers the Eligible Property, whether voluntarily or involuntarily due to foreclosure or other circumstance, the following provisions shall apply, pursuant to 24 C.F.R. Part 92.254:

1. If Buyer sells or transfers the Eligible Property within the first two years of the Period of Affordability, City shall recover from the Net Proceeds, if any, the entire amount of the HOME Subsidy, or such lesser amount as the Net Proceeds may permit to be recovered. The Net Proceeds are the sales price paid to Buyer minus repayment of loans that are superior in priority to this Affordable Housing Covenant and the Deed of Trust securing it, and any closing costs.
2. If Buyer sells or transfers the Eligible Property after occupying the Eligible Property for at least two years (24 months from the Delivery Date), City's recovery from the Net Proceeds shall equal the amount of the HOME Subsidy, reduced by a percentage determined by dividing the number of Buyer's full years of occupation of the Eligible Property by the number of years of the Period of Affordability, and multiplying the result by 100. In calculating recapture of the HOME subsidy only full 12-month periods of occupancy will be utilized in the calculation. For example, if Buyer sells or transfers the Eligible Property during the third year, before the completion of the full third year of a ten-year Period of Affordability, the percentage reduction of the amount of the HOME Subsidy to be recovered by City shall equal 20 percent: $(2 \text{ years} \div 10 \text{ years}) \times 100 = 20$. Assuming sufficient Net Proceeds, City would recover 80 percent of the HOME Subsidy. If there were not sufficient Net Proceeds, City would recover 80 percent of Net Proceeds, whatever the amount.
3. In no event shall City's recovery exceed the amount of the Net Proceeds.

The City requires that its CHDO/subrecipients, who carry out HOME funded ownership programs, utilize the noted recapture provisions, which are part of the affordability covenant executed by the homeowner and recorded against the property.

In its homeownership and single family rehabilitation programs the City utilizes the homeownership limits for the San Bernardino Metropolitan/FMR Area provided by HUD.

3. A description of the guidelines for resale or recapture that ensures the affordability of units acquired with HOME funds? See 24 CFR 92.254(a)(4) are as follows:

Measured from the Delivery Date and determined based on the amount of the HOME Subsidy, as follows:

Amount of HOME Subsidy Period of Affordability

- Amount of HOME Subsidy: Less than \$15,000 Period of Affordability: 5 years
- Amount of HOME Subsidy: \$15,000 to \$40,000 Period of Affordability: 10 years
- Amount of HOME Subsidy: More than \$40,000 Period of Affordability: 15 years

The City's affordability covenant requires that HOME units acquired with HOME funds remain affordable for the period noted based on the amount of HOME subsidy. The City requires that its CHDO/subrecipients who carry out HOME funded ownership programs utilize the noted recapture provisions, which are part of the affordability covenant executed by the homeowner and recorded against the property.

In its homeownership and single family rehabilitation programs the City utilizes the homeownership limits for the San Bernardino Metropolitan/FMR Area provided by HUD.

4. Plans for using HOME funds to refinance existing debt secured by multifamily housing that is rehabilitated with HOME funds along with a description of the refinancing guidelines required that will be used under 24 CFR 92.206(b), are as follows:

The City will not be undertaking any refinancing of existing debt secured by multifamily housing that is rehabilitated with HOME funds. The City will not undertake the refinancing of single family units rehabilitated with HOME funds. With regard to eligible beneficiaries, the City will adhere to the requirements under 24 CFR 2.203 with regard to income determinations; 92.216 with respect to incomes of applicants; 92.253 with regard to tenant protections and selection and other HOME regulatory requirements that ensure beneficiaries are not precluded from participating in HOME funded programs.

The City utilizes Notice of Funding Availability and Requests for Proposals to solicit applications for funding under the HOME program. Solicitations for applications are conducted as funds are available for various programs and/or when contracts and renewal periods with applicants expire and new NOFAs and RPS are released.

**Emergency Solutions Grant (ESG)
Reference 91.220(l)(4)**

1. Include written standards for providing ESG assistance (may include as attachment)

Please refer to an attachment included in Admin (AD-26).

2. If the Continuum of Care has established centralized or coordinated assessment system that meets HUD requirements, describe that centralized or coordinated assessment system.

The Continuum of Care (CoC) is led by the County of San Bernardino, Department of Behavioral Services. The Coordinated Entry System, referred to as 211 San Bernardino County, is operated by the United Way of San Bernardino County and provides free and confidential information and referral service to persons in need of help connecting with various free or low cost health and human service providers.

211 San Bernardino County, is available 24 hours a day, 7 days a week by dialing 2-1-1 in San Bernardino County or by dialing the toll-free number at 1-888-435-7565. Bilingual staff is available to assist English and/or Spanish speaking callers. However, if another language is needed, 211 San Bernardino County, utilizes a translation line that can assist in disseminating information in over 150 languages. 211 San Bernardino County is also available by going to <http://211sb.org>.

Within the City's ESG written agreement, the Subrecipient must agree to coordinate and integrate, to the maximum extent practicable, ESG-funded activities with other programs targeted to homeless people in the area covered by the Continuum of Care or area over which the services are coordinated to provide a strategic, community-wide system to prevent and end homelessness.

3. Identify the process for making sub-awards and describe how the ESG allocation available to private nonprofit organizations (including community and faith-based organizations).

The City of San Bernardino will competitively procure for services that will meet the goals and objectives of the City's Consolidated Plan and San Bernardino Continuum of Care's (CoC) 10-Year Plan to End Homelessness.

The application review process has three phases. In the first phase, all applications are reviewed by the Community and Economic Development Department staff for completeness and eligibility under the Federal program guidelines. Eligible programs and projects are then reviewed according to their contribution to the goals and objectives of the City's approved Consolidated Plan and CoC's 10-Year Plan to End Homelessness. Preference is given if a program has the ability to help the City meet federal program objectives and local priorities. Organizational capacity, experience, and past performance are also considered.

Based on this review, Community and Economic Development Department staff prepares general funding recommendations. Lastly, a public hearing before City Council will be held to consider the 2020-2021 Draft Annual Action Plan. The City Council adopts the Annual Action Plan, which acts as the CDBG, HOME and ESG program annual budget. Upon completion of this process, the City forwards the adopted Annual Action Plan to the U.S. Department of Housing and Urban Development for approval.

4. If the jurisdiction is unable to meet the homeless participation requirement in 24 CFR 576.405(a), the jurisdiction must specify its plan for reaching out to and consulting with homeless or formerly homeless individuals in considering policies and funding decisions regarding facilities and services funded under ESG.

The City of San Bernardino attends and participates, on a quarterly basis, the Interagency Council on Homelessness (ICH). The ICH is a vital component of the San Bernardino County Homeless Partnership. The ICH serves as the policy making body of the Partnership and oversees the implementation of the 10-Year Strategy to End Homelessness in San Bernardino County. The ICH will focus on resource development to insure the funding of homeless projects and 10-Year Strategy recommendations. In addition, ICH serves as the HUD-designated primary decision-making group and oversight board of the City of San Bernardino & County (hereinafter referred to as the “geographic area”) Continuum of Care for the Homeless (CA-609) funding process, (hereinafter referred to as the “CoC”). There are currently former homeless individuals that participate in the policy making decisions of the CoC, regarding facilities or services that receive ESG funding from the City.

The ICH is charged with directing, coordinating and evaluating all of the activities related to implementation of the 10-Year Strategy to End Homelessness. The ICH members are directed to report progress on the implementation of the 10-Year Strategy to their colleagues and constituents following each meeting of the ICH. The ICH will promote collaborative partnerships among homeless providers and stakeholders throughout San Bernardino County in order to carry out implementation activities and will develop resources to insure the funding of homeless projects and 10-Year Strategy recommendations.

As the oversight board of the CoC, the ICH duties are: 1. To ensure that the CoC is meeting all of the responsibilities assigned to it by the United States Department of Housing and Urban Development (HUD) regulations including: a. The operation and oversight of the local CoC; b. Designation and operation of a Homeless Management Information System (HMIS); i. Designate a single HMIS for the geographic area; ii. Designate an eligible applicant to manage the CoC’s HMIS, which will be known as the HMIS Lead; iii. Ensure consistent participation of recipients and sub-recipients of CoC and Emergency Solutions Grant (ESG) funding in the HMIS. iv. Ensure the HMIS is administered in compliance with all requirements prescribed by HUD. c. The development of a CoC plan that includes outreach, engagement, assessment, annual gap analysis of the homeless needs and services available, prevention strategies, shelter and housing supportive services, and HUD CoC

annual and biennial requirements; 2. To represent the relevant organizations and projects serving homeless subpopulations; 3. To support homeless persons in their movement from homelessness to economic stability and affordable permanent housing within a supportive community; 4. To be inclusive of all the needs of all of geographic area's homeless population, including the special service and housing needs of homeless sub-populations; 5. To facilitate responses to issues and concerns that affect the agencies funded by the CoC that is beyond those addressed in the annual CoC application process; 6. To consult with recipients and sub-recipients of CoC funding to establish performance targets appropriate for population and program type, monitor recipient and sub-recipient performance, evaluate outcomes, and take action against poor performers; and 7. To evaluate outcomes of projects funded under the County of San Bernardino CoC program including the ESG.

5. Describe performance standards for evaluating ESG.

ESG Subrecipients must demonstrate the financial management and programmatic expertise to successfully develop, design, implement, and monitor the ESG-funded activities.

ESG Subrecipients must participate in HMIS and be able to meet all federal, State of California, and City of San Bernardino requirements relative to the ESG program, specifically those concerning equal opportunity and fair housing, affirmative marketing, environmental review, displacement, relocation, acquisition, labor, lead-based paint, conflict of interest, debarment and suspension, and flood insurance.

Under the City ESG agreement, ESG Subrecipient are required to conduct an initial evaluation to determine the eligibility of each individual or family's eligibility for ESG assistance and the amount and types of assistance the individual or family needs to regain stability in permanent housing.

All subrecipient providers should meet or exceed project quality goals established by HUD and CoC guidelines which include the following: At least 80 percent of project participants either remained in permanent housing or exited to permanent housing; At least 20 percent or more of project participants have employment income (or other sources such as SSI and/or SSDI, for those who are not employable); At least 54 percent of project participants increased their income from sources other than employment in a given operating year; At least 56 percent of project participants obtained mainstream benefits; and 100 percent of the project participants came from the street or other locations not meant for human habitation, emergency shelters, or safe havens. In addition, PSH providers must: Implement a housing first approach. Fill vacant beds with only chronically homeless persons.

See above discussion.

Attachments

CITY OF SAN BERNARDINO

AGENDA

FOR THE

REGULAR MEETING OF THE MAYOR AND CITY COUNCIL

OF THE CITY OF SAN BERNARDINO, MAYOR AND CITY COUNCIL OF THE CITY OF SAN BERNARDINO ACTING AS THE SUCCESSOR AGENCY TO THE REDEVELOPMENT AGENCY, MAYOR AND CITY COUNCIL OF THE CITY OF SAN BERNARDINO ACTING AS THE SUCCESSOR HOUSING AGENCY TO THE REDEVELOPMENT AGENCY, AND MAYOR AND CITY COUNCIL OF THE CITY OF SAN BERNARDINO ACTING AS THE HOUSING AUTHORITY

IN AN EFFORT TO PROTECT PUBLIC HEALTH AND PREVENT THE SPREAD OF COVID-19 (CORONAVIRUS), THE CITY OF SAN BERNARDINO ENCOURAGES THE PUBLIC TO VIEW THIS CITY COUNCIL MEETING ON TELEVISION OR ONLINE INSTEAD OF ATTENDING IN PERSON. THE MEETING IS BROADCAST LIVE ON CHANNEL 3 THROUGH YOUR LOCAL CABLE SERVICE PROVIDER AND LIVE STREAMED ONLINE AT [SBCITY.ORG](https://www.sbcity.org). MEMBERS OF THE PUBLIC WHO WISH TO COMMENT ON MATTERS BEFORE THE COUNCIL, IN LIEU OF DOING SO IN PERSON, MAY SUBMIT COMMENTS BY EMAIL TO: PUBLICCOMMENTS@SBCITY.ORG ON OR BEFORE 4:30 PM, WEDNESDAY, MARCH 18, 2020, WHICH WILL BECOME PART OF THE COUNCIL MEETING RECORD AND WILL BE ACCESSIBLE THROUGH THE CITY CLERK'S OFFICE DOCUMENTS LINK ON THE CITY'S WEBSITE.

WEDNESDAY, MARCH 18, 2020

5:30 PM – CLOSED SESSION

7:00 PM – OPEN SESSION

COUNCIL CHAMBER • 555 WEST 6TH STREET • SAN BERNARDINO, CA 92410 • WWW.SBCITY.ORG

Theodore Sanchez

MAYOR PRO-TEM, WARD 1

Sandra Ibarra

COUNCIL MEMBER, WARD 2

Juan Figueroa

COUNCIL MEMBER, WARD 3

Fred Shorett

COUNCIL MEMBER, WARD 4

Henry Nickel

COUNCIL MEMBER, WARD 5

Bessine L. Richard

COUNCIL MEMBER, WARD 6

John Valdivia

MAYOR



James Mulvihill

COUNCIL MEMBER, WARD 7

Teri Ledoux

CITY MANAGER

Sonia Carvalho

CITY ATTORNEY

Genoveva Rocha

ACTING CITY CLERK

VACANT

CITY TREASURER

Welcome to a meeting of the Mayor and City Council of the City of San Bernardino.

- o Anyone who wishes to speak during public comment or on a particular item will be required to fill out a speaker slip. Speaker slips must be turned in to the City Clerk. You may email your request to speak to publiccomments@sbcity.org prior to 4:30 p.m. Each request will cover one speaker. Those who wish to speak must submit their own request to be called on by the Mayor.
- o There is a 3 minute time limit, per person, for all comments, excluding public or quasi-judicial hearings.

- o Written comment on any item may also be submitted to the City Clerk to be included in the meeting record. It will be read aloud by the City Clerk.
- o Those who wish to speak on public or quasi-judicial hearing items will have three minutes for each item.
- o All who wish to speak, including Council Members and staff, need to be recognized by the Mayor or Mayor Pro Tempore before speaking.
- o *Please contact the City Clerk's Office (909) 384-5002 two working days prior to the meeting for any requests for reasonable accommodation to include interpreters.*
- o *All documents for public review are on file with the City Clerk's Office or may be accessed online by going to www.sbcity.org.*
- o Please turn off or mute your cell phone while the meeting is in session.

Call to Order

| Attendee Name | Present | Absent | Late | Arrived |
|---|--------------------------|--------------------------|--------------------------|---------|
| Mayor Pro-Tem, Ward 1 Theodore Sanchez | <input type="checkbox"/> | <input type="checkbox"/> | <input type="checkbox"/> | |
| Council Member, Ward 2 Sandra Ibarra | <input type="checkbox"/> | <input type="checkbox"/> | <input type="checkbox"/> | |
| Council Member, Ward 3 Juan Figueroa | <input type="checkbox"/> | <input type="checkbox"/> | <input type="checkbox"/> | |
| Council Member, Ward 4 Fred Shorett | <input type="checkbox"/> | <input type="checkbox"/> | <input type="checkbox"/> | |
| Council Member, Ward 5 Henry Nickel | <input type="checkbox"/> | <input type="checkbox"/> | <input type="checkbox"/> | |
| Council Member, Ward 6 Bessine L. Richard | <input type="checkbox"/> | <input type="checkbox"/> | <input type="checkbox"/> | |
| Council Member, Ward 7 James Mulvihill | <input type="checkbox"/> | <input type="checkbox"/> | <input type="checkbox"/> | |
| Mayor John Valdivia | <input type="checkbox"/> | <input type="checkbox"/> | <input type="checkbox"/> | |
| Acting City Clerk Genoveva Rocha | <input type="checkbox"/> | <input type="checkbox"/> | <input type="checkbox"/> | |
| City Attorney Sonia Carvalho | <input type="checkbox"/> | <input type="checkbox"/> | <input type="checkbox"/> | |
| City Manager Teri Ledoux | <input type="checkbox"/> | <input type="checkbox"/> | <input type="checkbox"/> | |

5:30 P.M.

CLOSED SESSION

- (A) CONFERENCE WITH LEGAL COUNSEL - EXISTING LITIGATION (Pursuant to Government Code Section 54956.9(a) and (d)(1)):
- i. Shaun Sandoval v. City of San Bernardino, Workers' Comp. Claim No. CSBY-9915
 - ii. Bryce Hanes v. City of San Bernardino, Workers' Comp. Claim No. CSBY-10135
 - iii. Sergio Alvarez v. City of San Bernardino, Workers' Comp. Claim No. 19-140478
 - iv. Jesse Joyce v. City of San Bernardino, Workers' Comp. Claim No. CSBY-9981
 - v. Juan Ochoa v. City of San Bernardino, Workers' Comp. Claim No. 18-139223
 - vi. Gary Saenz and Georgeann Hanna v. City of San Bernardino, et al., San Bernardino Superior Court Case No. CIVDS2003802
 - vii. Redevelopment Agency of the City of San Bernardino v. DMC Investment Holdings, LLC, Los Angeles County Superior Court Case No. BC465755
 - viii. Placo San Bernardino, LLC v. City of San Bernardino, et al., Los Angeles County Superior Court Case No. 468955
 - ix. Pepe's Inc. dba Pepe's Towing v. City of San Bernardino, et al., United States District Court Case No. 5:18-cv-02277 SW (SPx)

- x. Pepe's, Inc., a California corporation, dba Pepe's Towing v. City of San Bernardino, Virginia Marquez, et al., 9th Circuit Court of Appeal, Case No. 19-56501
- xii. Pepe's Inc. v. City of San Bernardino, et al., San Bernardino Superior Court Case No. CIVDS1827968
- xiii. Pepe's Inc. v. City of San Bernardino, et al., California Court of Appeal, 4th Appellate District, Division 2, Case No. E074145 (Underlying SBSC Case No. CIVDS1827968)

- (B) CONFERENCE WITH LEGAL COUNSEL - ANTICIPATED LITIGATION
Significant exposure to litigation (Pursuant to Government Code Section 54956.9(d)(2)): Three cases (see attached documents).

7:00 P.M.

INVOCATION AND PLEDGE OF ALLEGIANCE

CLOSED SESSION REPORT

APPOINTMENTS

1. Judith Valles - Water Board Appointment - Mayor John Valdivia

Recommendation

Approve the at large appointment of Judith Valles to the Water Board. Ms. Valles will replace Rikke V. Johnson with the term ending May 2022.

PRESENTATIONS

2. Chamber of Commerce & Local Elected Officials Announcements
3. Citizen of the Month – Alan Stanly, The Enterprise Building by Mayor Pro-Tem Theodore Sanchez

PUBLIC COMMENTS FOR ITEMS LISTED AND NOT LISTED ON THE AGENDA

STAFF REPORTS

4. City Manager Executive Recruitment Services

Recommendation

Adopt Resolution No. 2020-50 of the Mayor and City Council of the City of San Bernardino, California, approving the award of a Professional Services Agreement with Bob Hall & Associates, Inc., for executive recruitment services for the position of City Manager.

5. Police Substation Plan

Recommendation

It is recommended that the Mayor and City Council of the City of San Bernardino, California, approve the Police Substation Plan as outlined in this report.

6. Encanto Community Center, 1180 W. 9TH Street (Former Boys Girls Club of San Bernardino)

Recommendation

It is recommended that the Mayor and City Council of the City of San Bernardino, California, review, discuss and provide direction in reference to the operation and maintenance of the Encanto Community Center located at 1180 W. 9th Street, San Bernardino, formerly known as the Boys and Girls Club of San Bernardino (BGCSB).

7. Review Draft of Fiscal Year 2020-2025 Consolidated Plan, Analysis of Impediments to Fair Housing (AI) and FY 2020/21 AAP and Provide Recommendations or Comments to the Draft Documents.

Recommendation

It is recommended that the Mayor and City Council of the City of San Bernardino, California, conduct the first public hearing on the review of the draft Fiscal Year 2020-2025 Consolidated Plan, Analysis of Impediments to Fair Housing (AI) and Fiscal Year 2020/21 Annual Action Plan (AAP) and provide recommendation or comments to the draft documents.

8. Staffing - Office of the Mayor

Recommendation

Receive an update and consider options associated with the staffing in the Office of the Mayor.

9. Adopt a Resolution Ratifying Proclamation No. 2020-01 and Proclaiming the Existence of a Local Emergency

Recommendation

Adopt Resolution No. 2020-51 of the Mayor and City Council of the City of San Bernardino, California, ratifying Proclamation No. 2020-01 and proclaiming the existence of a local emergency.

PUBLIC HEARINGS

10. First Reading of Ordinance No. MC-1531 for Sign Regulations Update

Recommendation

It is recommended that the Mayor and City Council of the City of San Bernardino, California:

- 1) Introduce for first reading, Ordinance No. MC-1531 of the Mayor and City Council of the City of San Bernardino, California, adopting the Negative Declaration and approving Development Code Amendment 19-04 updating Chapter 19.22 (Sign Regulations) and amending Chapter 19.20 (Property Development Standards) of the City of San Bernardino Development Code (Attachment 1);
- 2) Schedule the second reading of the above Ordinance to the regularly scheduled meeting of the Mayor and City Council on April 1, 2020.

CONSENT CALENDAR

11. November 2019, January 2020, and February 2020 City Board, Commission, and Citizen Advisory Committee Approved Minutes

Recommendation

It is recommended that the Mayor and City Council of the City of San Bernardino, California, receive and file the minutes from the City Board, Commission, and Citizen Advisory Committee meetings, approved in January and February 2020.

12. Approval of Commercial and Payroll Disbursements for February 2020

Recommendation

It is recommended that the Mayor and City Council of the City of San Bernardino, California, approve the commercial and payroll disbursements for February 2020.

13. Award of a Professional Service Agreement to ITERIS for the Implementation of Advanced Dilemma Zone Detection at 49 Signalized Intersections (TC20-008)

Recommendation

It is recommended that the Mayor and City Council of the City of San Bernardino, California, adopt Resolution No. 2020-47:

1. Accepting Highway Safety Improvement Program (HSIP) Cycle 9 Grant in the total award amount of \$4,341,400; and
 2. Approving the award of a Professional Service Agreement ("Agreement") with ITERIS, of Santa Ana, California, in the amount of \$339,947 to perform design services for Implementation of Advanced Dilemma Zone Detection at 49 Signalized Intersections (TC20-008) ("Project"); and
 3. Authorizing the City Manager to execute the Agreement; and
 4. Authorizing the Director of Finance to issue a purchase order in support of the Agreement.
14. Award of Professional Service Agreement for Upgrades to Various Signal Hardware at 224 Signalized Intersections on Various Arterials (TC20-007)

Recommendation

It is recommended that the Mayor and City Council of the City of San Bernardino, California adopt Resolution No. 2020-48:

1. Accepting Highway Safety Improvement Program (HSIP) Cycle 9 Grant in the total award amount of \$5,490,800; and
2. Approving the award of a Professional Service Agreement ("Agreement") with Kimley-Horn and Associates, Inc., of Riverside, California, in the amount of \$596,534.25 to perform design services for Upgrades to Various Signal Hardware at 224 Signalized Intersections on Various Arterials (TC20-007) ("Project"); and

3. Authorizing the City Manager to execute the Agreement; and
4. Authorizing the Director of Finance to issue a Purchase Order in support of the Agreement.
15. 2Nd Street Bridge Replacement at Warm Creek - First Amendment to Right of Way Services Agreement with Overland Pacific Cutler, LLC

Recommendation

It is recommended that the Mayor and City Council of the City of San Bernardino, California, adopt Resolution No. 2020-49:

1. Approving the First Amendment to Consultant Services Agreement with Overland Pacific Cutler, LLC in the amount of \$4,100 for a total Agreement amount of \$64,037; and
2. Extending the contract term to June 30, 2021; and
3. Authorizing the Director of Finance to record a budget adjustment for the 2nd Street Bridge Replacement Project, in an amount not to exceed \$4,100, in the Regional Development Impact Fee (DIF) Fund No. 264.

ITEMS TO BE REFERRED TO COMMITTEE

REPORTS ON CONFERENCES/MEETINGS ATTENDED

ADJOURNMENT

The next joint regular meeting of the Mayor and City Council and the Mayor and City Council Acting as the Successor Agency to the Redevelopment Agency will be held on Wednesday, April 1, 2020 in the Council Chamber located at 555 West 6th Street, San Bernardino, California 92401. Closed Session will begin at 5:30 p.m. and Open Session will begin at 7:00 p.m.

CERTIFICATION OF POSTING AGENDA

I, Genoveva Rocha, CMC, Acting City Clerk for the City of San Bernardino, California, hereby certify that the agenda for the March 18, 2020 Regular Meeting of the Mayor and City Council and the Mayor and City Council acting as the Successor Agency to the Redevelopment Agency was posted on the City's bulletin board located at 201 North "E" Street, San Bernardino, California, at the San Bernardino Public Library located at 555 West 6th Street, San Bernardino, California, and on the City's website sbcity.org on March 13, 2020 .

I declare under the penalty of perjury that the foregoing is true and correct.



Genoveva Rocha, CMC, Acting City Clerk

NOTICE: Any member of the public may address this meeting of the Mayor and City Council and the Mayor and City Council Acting as the Successor Agency to the Redevelopment Agency on any item appearing on the agenda by approaching the microphone in the Council Chamber when the item about which the member desires to speak is called and by asking to be recognized.

Any member of the public desiring to speak to the Mayor and City Council and the Mayor and City Council Acting as the Successor Agency to the Redevelopment Agency concerning any matter not on the agenda but which is within the subject matter jurisdiction of the Mayor and City Council and the Mayor and City Council Acting as the Successor Agency to the Redevelopment Agency may address the body at the end of the meeting, during the period reserved for public comments. Said total period for public comments shall not exceed 60 minutes, unless such time limit is extended by the Mayor and City Council and the Mayor and City Council Acting as the Successor Agency to the Redevelopment Agency. A three minute limitation shall apply to each member of the public, unless such time limit is extended by the Mayor and City Council and the Mayor and City Council Acting as the Successor Agency to the Redevelopment Agency. No member of the public shall be permitted to "share" his/her three minutes with any other member of the public.

Speakers who wish to present documents to the governing body may hand the documents to the City Clerk at the time the request to speak is made.

The Mayor and City Council and the Mayor and City Council Acting as the Successor Agency to the Redevelopment Agency may refer any item raised by the public to staff, or to any commission, board, bureau, or committee for appropriate action or have the item placed on the next agenda of the Mayor and City Council and the Mayor and City Council Acting as the Successor Agency to the Redevelopment Agency. However, no other action shall be taken nor discussion held by the Mayor and City Council and the Mayor and City Council Acting as the Successor Agency to the Redevelopment Agency on any item which does not appear on the agenda unless the action is otherwise authorized in accordance with the provisions of subdivision (b) of Section 54954.2 of the Government Code.

Public comments will not be received on any item on the agenda when a public hearing has been conducted and closed.

MARIA A. GALLEGOS
SAN BERNARDINO CITY/COMM DEV
290 NORTH D ST
SAN BERNARDINO, CA - 92401

SB # 3348308

**NOTICE OF PUBLIC HEARING
#1 - MARCH 18, 2020
AND NOTICE OF 30-DAY
COMMENT PERIOD
FOR THE DRAFT 2020-2025 FIVE-
YEAR CONSOLIDATED PLAN**

PROOF OF PUBLICATION

(2015.5 C.C.P.)

State of California)
County of SAN BERNARDINO) ss

Notice Type: HROSB - NOTICE OF HEARING-SB

Ad Description:

NOTICE OF PUBLIC HEARING 1 - MARCH 18 2020

I am a citizen of the United States and a resident of the State of California; I am over the age of eighteen years, and not a party to or interested in the above entitled matter. I am the principal clerk of the printer and publisher of the SAN BERNARDINO COUNTY SUN, a newspaper published in the English language in the city of SAN BERNARDINO, county of SAN BERNARDINO, and adjudged a newspaper of general circulation as defined by the laws of the State of California by the Superior Court of the County of SAN BERNARDINO, State of California, under date 06/27/1952, Case No. 73081. That the notice, of which the annexed is a printed copy, has been published in each regular and entire issue of said newspaper and not in any supplement thereof on the following dates, to-wit:

03/04/2020

Executed on: 03/04/2020
At Riverside, California

I certify (or declare) under penalty of perjury that the foregoing is true and correct.



Signature



* A 0 0 0 0 5 3 7 2 5 9 7 *

The City of San Bernardino is an entitlement jurisdiction that receives Community Development Block Grant (CDBG), HOME Investment Partnerships, and Emergency Solutions Grant (ESG) funds directly from the U.S. Department of Housing and Urban Development (HUD). The City anticipates receiving approximately \$3,456,616 in CDBG, \$1,464,784 in HOME and \$295,799 in ESG funds.

As a condition to receiving these funds, the City must submit to HUD a Five-Year Consolidated Plan that includes an Analysis of Impediments to Fair Housing (AI). The City intends to invest these federal funds toward meeting the City's community development, affordable housing and homeless prevention needs.

NOTICE IS HEREBY GIVEN
There will be a Public Hearing to review the draft copy of the FISCAL YEAR (FY) 2020-2025 Consolidated Plan, Analysis of Impediments to Fair Housing (AI), and the first-year Annual Action Plan FY 2020-2021. The meeting will be held on Wednesday, March 18, 2020 at 7:00PM, 535 West 6th Street, San Bernardino, CA 92416.

Copies of the Draft FY 2020-2025 Consolidated Plan, an Analysis of Impediments to Fair Housing document (AI), and the FY 2020-2021 Annual Action Plan will be available to the public for review and comment beginning Tuesday March 17, 2020 through Wednesday April 15, 2020 at the following locations:

1. City of San Bernardino Community and Economic Development Department 201 N. "E" Street, 3rd Floor, San Bernardino, CA 92401
2. City of San Bernardino Public Information Office (Call Center) - 290 N. "D" Street, San Bernardino, CA 92401
3. Norman F. Feldheym Central Library - 535 W 6th Street, San Bernardino, CA 92416

All comments relative to the Draft FY 2020-2025 Consolidated Plan, the

Analysis of Impediments to Fair Housing document (AI), and the FY 2026-2027 Annual Action Plan should be submitted to the City of San Bernardino, Community and Economic Development Department no later than 5:00pm April 15, 2026.

Questions and written comments regarding the Draft Consolidated Plan, the Analysis of Impediments to Fair Housing document (AI), and the FY 2026-2027 Annual Action Plan may be addressed to Maria Gallegos, Administrative Analyst II, with the City of San Bernardino Community and Economic Development Department located at 201 N. "E" Street, 3rd Floor, San Bernardino, CA 92401 or by email at Gallegos.maria@city.org. You may also call (909) 384-7267 with any questions concerning the above documents.

ACCESSIBILITY TO MEETINGS AND DOCUMENTS

It is the objective of the City to comply with Section 304 of the Rehabilitation Act of 1973, as amended, the Americans with Disabilities Act (ADA) of 1990 and the ADA Amendment Act of 2008, the Fair Housing Act, and the Architectural Barriers Act in all respects. If you require public documents in an accessible format, the City will make reasonable efforts to accommodate your request. If you require a disability-related accommodation to attend or participate in a hearing or meeting, including auxiliary aids or services, please contact the City Clerk's Office at least 48 hours prior to the meeting at (909) 384-5002.

3/4/26

\$B5-3346309#

Proof of Publication

Q01.15.5 C.C.P.4

STATE OF CALIFORNIA.

95

County of San Bernardino.

I declare under penalty of perjury that:

I am a citizen of the United States and a resident of the County aforesaid. I am over the age of eighteen years, and not a party to nor interested in the above entitled matter. I am the principal clerk of the printer of the El Chicano Community Newspaper, a newspaper printed and published weekly in the City of San Bernardino, County of San Bernardino and which newspaper has petitioned the Superior Court of said county for determination as a newspaper of general circulation being case no. 154019, dated May, 1, 1972, that the Notice of Application for Determination as a Newspaper of General Circulation and Petition for Determination as a Newspaper of General Circulation, of which the annexed is a printed copy, has been published in each regular and entire issue of said newspaper and not in any supplement thereof on the following dates, to-wit:

February 27, 2020

I certify under penalty of perjury that the foregoing is true and correct.

Dated: February 27, 2020

Signature

El Chicano Newspaper

P.O. Box 110

Colton, CA 92324

Phone (909) 381-9898 • 384-0405 FAX

AVISO DE AUDIENCIA

PÚBLICA #1

18 de Marzo del 2020

AVISO DEL PERÍODO DE 18 DÍAS PARA COMENTARIOS ACERCA DE EL PROYECTO PLAN CONSOLIDADO AÑOS 2020-2025

La Ciudad de San Bernardino recibe fondos directamente de el Departamento de Vivienda y Desarrollo Urbano de los Estados Unidos (HUD), por sus apoyo en inglés bajo los programas Community Development Block Grant (CDBG), HOME Investment Partnerships (HOME) y Emergency Solution Grant (ESG). La Ciudad recibe \$3,405,818 en CDBG, \$1,404,794 en HOME y \$295,708 en ESG fondos.

Cuero condición para recibir estos fondos, cada cinco años la Ciudad debe presentar a HUD un Plan Consolidado que incluye un Documento de Análisis de Impactos, a la Violencia Juvenil (VJ), Plan de Acción Anual del primer año que aplica como la Ciudad tiene la intención de invertir estos fondos. Necesarios para satisfacer las necesidades de desarrollo comunitario de la ciudad, vivienda asequible y prevención de personas sin hogar.

AVISO ES SADO AQUÍ Haz una audiencia pública para recibir el proyecto del Plan Consolidado de los años 2020-2025. Análisis de impactos para la vivienda juvenil (VJ) y el Plan de acción anual para el primer año fiscal 2020-2021.

Cualquier comentario del Plan Consolidado de los años 2020-2025 será publicado y puesto a disposición del público para su revisión y comentarios a partir del martes 17 de marzo del 2020 hasta el miércoles 15 de abril de 2020 en los siguientes lugares:

1. Oficina de Información pública - 230 N. 17th Street, San Bernardino, CA 92415
2. Departamento de Desarrollo Económico y Comunitario - 251 N. 4th Street, San Bernardino, CA 92415
3. Biblioteca Central Marian F. Padilla - 232 W. 6th Street, San Bernardino, CA 92415

Todos los comentarios acerca de los comentarios, propuestas, o ideas enviar a la Ciudad de San Bernardino, Departamento de Desarrollo Económico y Comunitario, a no más tarde de las 5:00pm el 15 de abril de 2020.

Los comentarios y comentarios por escrito acerca de el proyecto Plan Consolidado de los años 2020-2025. Análisis de impactos para la vivienda juvenil (VJ) y el Plan de acción anual para el primer año fiscal 2020-2021, podrán dirigirse a Maria Gutierrez, Analista Administrativa, de el Departamento de Desarrollo Económico y Comunitario de la Ciudad de San Bernardino. Escrito en el 151 N. 17th Street, tercer piso, San Bernardino, CA 92415 o por correo electrónico a mgutierrez@cityofsb.org. También puede llamar al (909) 384-7387 con alguna pregunta acerca de los documentos antes mencionados.

ACCESIBILIDAD PARA REUNIONES Y DOCUMENTOS

Es el objetivo de la Ciudad cumplir con la Sección 504 de la Ley de Rehabilitación de 1973, en su versión modificada, Acta de Americanos con Discapacidades (ADA) de 1990 y ADA Ley de modificación de 2008, la Ley de Vivienda Juvenil y la Ley de Renta Anual. Si necesita documentos públicos en un formato accesible, la Ciudad tiene todo el tiempo razonable para proporcionar su petición. Si necesita un procedimiento relacionado con la discapacidad como servicios asistenciales, para asistir o participar en la audiencia, por favor comuníquese con la oficina de la Secretaría Municipal al menos 48 horas antes de la audiencia, llamando al (909) 384-6502.

Fecha de publicación 27 de febrero del 2020 (El Chicano)
PUBLISHED EL CHICANO
February 27, 2020 8:4143

CITY OF SAN BERNARDINO AGENDA

FOR THE

REGULAR MEETING OF THE MAYOR AND CITY COUNCIL

OF THE CITY OF SAN BERNARDINO, MAYOR AND CITY COUNCIL OF THE CITY OF SAN BERNARDINO ACTING AS THE SUCCESSOR AGENCY TO THE REDEVELOPMENT AGENCY, MAYOR AND CITY COUNCIL OF THE CITY OF SAN BERNARDINO ACTING AS THE SUCCESSOR HOUSING AGENCY TO THE REDEVELOPMENT AGENCY, AND MAYOR AND CITY COUNCIL OF THE CITY OF SAN BERNARDINO ACTING AS THE HOUSING AUTHORITY

WEDNESDAY, APRIL 15, 2020

5:30 PM – CLOSED SESSION

7:00 PM – OPEN SESSION

WEB-CONFERENCE • VIA ZOOM • SAN BERNARDINO, CA 92410 • WWW.SBCITY.ORG

IMPORTANT COVID-19 NOTICE

IN AN EFFORT TO PROTECT PUBLIC HEALTH AND PREVENT THE SPREAD OF COVID-19 (CORONAVIRUS) AND TO ENABLE APPROPRIATE SOCIAL DISTANCING, THE MAYOR & CITY COUNCIL MEETING WILL NOT BE OPEN TO PUBLIC ATTENDANCE.

THE CITY OF SAN BERNARDINO ENCOURAGES THE PUBLIC TO VIEW THIS MAYOR & CITY COUNCIL MEETING ON TELEVISION OR ONLINE. THE MEETING IS BROADCAST LIVE ON TIME WARNER CHANNEL 3 OR CHARTER SPECTRUM CHANNEL 3 AND LIVE STREAMED ONLINE AT http://sanbernardinocityca.igm2.com/Citizens/Detail_Meeting.aspx?ID=2834

MEMBERS OF THE PUBLIC WHO WISH TO COMMENT ON MATTERS BEFORE THE MAYOR & CITY COUNCIL MAY PARTICIPATE IN THE FOLLOWING WAYS:

- (1) COMMENTS AND CONTACT INFORMATION CAN BE EMAILED TO publiccomments@SBCity.Org BY 4:30 P.M. THE DAY OF THE SCHEDULED MEETING TO BE INCLUDED IN THE WRITTEN RECORD;
- (2) CALLING 909-384-5128, LEAVING A RECORDED MESSAGE, BY 4:30 P.M. THE DAY OF THE SCHEDULED MEETING, NOT TO EXCEED THREE MINUTES, WHICH WILL THEN BE PLAYED DURING THE PUBLIC COMMENT SECTION OF THE AGENDA
- (3) IF YOU WISH TO MAKE A COMMENT DURING THE PUBLIC HEARING A REQUEST TO SPEAK CAN BE EMAILED TO publiccomments@SBCity.Org AND AT THE TIME OF THE REQUESTED AGENDA ITEM, THE CITY CLERK WILL PLACE A PHONE CALL TO THE COMMENTER AND ALLOW THEM TO SPEAK TO THE MAYOR & COUNCIL VIA SPEAKER PHONE DURING THE LIVE MEETING FOR UP TO THREE MINUTES. PLEASE INDICATE ON WHICH ITEM YOU WISH TO SPEAK AND INCLUDE YOUR NAME & PHONE NUMBER.

Theodore Sanchez

MAYOR PRO-TEM, WARD 1

Sandra Ibarra

COUNCIL MEMBER, WARD 2

Juan Figueroa

COUNCIL MEMBER, WARD 3

Fred Shorett

COUNCIL MEMBER, WARD 4

Henry Nickel

COUNCIL MEMBER, WARD 5

Bessine L. Richard

COUNCIL MEMBER, WARD 6

John Valdivia

MAYOR



James Mulvihill

COUNCIL MEMBER, WARD 7

Teri Ledoux

CITY MANAGER

Sonia Carvalho

CITY ATTORNEY

Genoveva Rocha

ACTING CITY CLERK

Welcome to a meeting of the Mayor and City Council of the City of San Bernardino.

- o Please contact the City Clerk's Office (909) 384-5002 two working days prior to the meeting for any requests for reasonable accommodation to include interpreters.
- o All documents for public review are on file with the City Clerk's Office or may be accessed online by going to www.sbcity.org.

CALL TO ORDER

| Attendee Name | Present | Absent | Late | Arrived |
|---|--------------------------|--------------------------|--------------------------|---------|
| Mayor Pro-Tem, Ward 1 Theodore Sanchez | <input type="checkbox"/> | <input type="checkbox"/> | <input type="checkbox"/> | |
| Council Member, Ward 2 Sandra Ibarra | <input type="checkbox"/> | <input type="checkbox"/> | <input type="checkbox"/> | |
| Council Member, Ward 3 Juan Figueroa | <input type="checkbox"/> | <input type="checkbox"/> | <input type="checkbox"/> | |
| Council Member, Ward 4 Fred Shorett | <input type="checkbox"/> | <input type="checkbox"/> | <input type="checkbox"/> | |
| Council Member, Ward 5 Henry Nickel | <input type="checkbox"/> | <input type="checkbox"/> | <input type="checkbox"/> | |
| Council Member, Ward 6 Bessine L. Richard | <input type="checkbox"/> | <input type="checkbox"/> | <input type="checkbox"/> | |
| Council Member, Ward 7 James Mulvihill | <input type="checkbox"/> | <input type="checkbox"/> | <input type="checkbox"/> | |
| Mayor John Valdivia | <input type="checkbox"/> | <input type="checkbox"/> | <input type="checkbox"/> | |
| Acting City Clerk Genoveva Rocha | <input type="checkbox"/> | <input type="checkbox"/> | <input type="checkbox"/> | |
| City Attorney Sonia Carvalho | <input type="checkbox"/> | <input type="checkbox"/> | <input type="checkbox"/> | |
| City Manager Teri Ledoux | <input type="checkbox"/> | <input type="checkbox"/> | <input type="checkbox"/> | |

5:30 P.M.

CLOSED SESSION

- (A) CONFERENCE WITH LEGAL COUNSEL - EXISTING LITIGATION (Pursuant to Government Code Section 54956.9(a) and (d)(1)):
- i. David Miller v. City of San Bernardino, Workers' Comp. Claim No. CSBY-10159
 - ii. Sencio Chavez v. City of San Bernardino, Workers' Comp. Claim No. CSBY-9611
 - iii. George Gabera v. City of San Bernardino, Workers' Comp. Claim No. CBSY-9485
 - iv. Thomas Shank v. City of San Bernardino, Workers' Comp. Claim No. CSBY-10413
 - v. Gregory Parker v. City of San Bernardino, Workers' Comp. Case Nos. ADJ1092715; ADJ3728783; ADJ4657808; ADJ693593; ADJ9657857; and ADJ10586898
 - vi. Carmen Acosta v. City of San Bernardino, Workers' Comp. Claim No. 17-132061
 - vii. Jonathan Keil v. City of San Bernardino, Workers' Comp. Claim No. CSBY10171
 - viii. Daniel Han v. City of San Bernardino, Workers' Comp. Claim No. 18-137756
 - ix. Kimberly Graham v. City of San Bernardino, Workers' Comp. Claim No. 17-132017
 - x. David Johnson v. City of San Bernardino, Workers' Comp. Claim No. 18-137083
 - xi. Michael Gomez v. City of San Bernardino, Workers' Comp. Claim No. 18-139152
 - xii. Randall Wilson v. City of San Bernardino, Workers' Comp. Claim No. CSBY-8968
 - xiii. Joey Zink v. City of San Bernardino, Workers' Comp. Case No. ADJ2194535
- (B) CONFERENCE WITH LEGAL COUNSEL - ANTICIPATED LITIGATION
Initiation of litigation (Pursuant to Government Code Section 54956.9(d)(4)): One case
- (C) PUBLIC EMPLOYEE APPOINTMENTS - Pursuant to Government Code Section 54957(b): City Manager initiated to discuss procedure related to future appointments

7:00 P.M.

INVOCATION AND PLEDGE OF ALLEGIANCE

CLOSED SESSION REPORT

PUBLIC COMMENTS FOR ITEMS LISTED AND NOT LISTED ON THE AGENDA

STAFF REPORTS

1. COVID-19 – Impact on City Operations and Revenue

Recommendation

Receive an update on the impact the novel coronavirus (COVID-19) pandemic is anticipated to have on City operations and revenue.

2. Results of the Letter of Interest for the Bice Property

Recommendation

It is recommended that the Mayor and City Council of the City of San Bernardino, California, consider:

1. Directing the City Manager to proceed with the preparation of an Exclusive Right to Negotiate Agreement ("ENA") between the City of San Bernardino and SA Marina, LLC for the purchase and development of the Bice property; and

2. Requesting that the final draft ENA come before the Mayor and City Council for final consideration.

3. Resolution Authorizing Submittal of an Application for Permanent Local Housing Allocation Funds

Recommendation

Adopt Resolution No. 2020-60 of the Mayor and City Council of the City of San Bernardino, California, authorizing the City Manager or Assistant City Manager to submit an application for the projects utilizing Permanent Local Housing Allocation Funds from the California Department of Housing and Community Development.

4. Introduction and First Reading of Ordinance MC-1535 – Pertaining to the Use of Fireworks Within City Limits

Recommendation

It is recommended that the Mayor and City Council of the City of San Bernardino, California introduce, read by title only, and waive further reading of Ordinance MC-1535, amending Chapters 8.60 and 8.61 of Title 8 and Chapter 9.93 of Title 9 of the San Bernardino Municipal Code, pertaining to the use of fireworks within city limits.

5. Budget Amendment for the Offices of the Mayor and City Manager and Ordinance Amending Chapter 2.02 of the Municipal Code

Recommendation

It is recommended that the Mayor and City Council of the City of San Bernardino, California:

1. Amend the FY 2019/20 Adopted Budget to transfer the Mayor's Chief of Staff (U), Assistant to the Mayor II (U), Senior Customer Service Representative (U) and part-time personnel from the Office of the Mayor to the Office of the City Manager effective April 16, 2020.

2. Introduce, read by title only, and waive further reading of Ordinance No. MC-1534, an Ordinance of the Mayor and City Council of the City of San Bernardino, California, amending Chapter 2.02 of the San Bernardino Municipal Code assigning responsibility to the City Manager for the administration of the Offices of the City Council, Mayor and City Attorney.

6. Approval of Request for Legal Representation

Recommendation

Review and consider request for legal representation for Mayor John Valdivia pursuant to Government Code Section 995 and select attorney for requested representation.

PUBLIC HEARINGS

7. Draft Fiscal Year 2020-2025 Consolidated Plan, Analysis of Impediments to Fair Housing and Draft FY 2020-2021 Annual Action Plan Associated with the Community Development Block Grant, HOME Investment Partnerships and Emergency Solutions Grant Programs

Recommendation

It is recommended that the Mayor and City Council of the City of San Bernardino, California:

1. Conduct a public hearing on the draft Fiscal Year 2020-2025 Consolidated Plan, Analysis of Impediments to Fair Housing and draft Fiscal Year 2020-2021 Annual Action Plan associated with the Community Development Block Grant, HOME Investment Partnerships and Emergency Solutions Grant Programs; and
2. Adopt the draft Fiscal Year 2020-2025 Consolidated Plan, Analysis of Impediments to Fair Housing and draft Fiscal Year 2020-2021 Annual Action Plan as an application for funding under Community Development Block Grant, HOME Investment Partnerships, and Emergency Solutions Grant; and
3. Authorize the City Manager or designee to take any further actions and execute any further documents as are necessary to effectuate the submittal of the draft Fiscal Year 2020-2025 Consolidated Plan and draft Fiscal Year 2020-21 Annual Action Plan and necessary certifications to the United States Department of Housing and Urban Development; and
4. Direct the Finance Director to amend the budget for Emergency Solutions Grant (ESG) unspent dollars.

CONSENT CALENDAR

8. Approval of Commercial Checks and Payroll Disbursements

Recommendation

It is recommended that the Mayor and City Council of the City of San Bernardino approve the commercial and payroll disbursements for March and April 2020.

9. City Council Approval of Draft Minutes for the Regular Meeting of March 4, 2020

Recommendation

It is recommended that the Mayor and City Council of the City of San Bernardino, California, approve the minutes from the Mayor and City Council meeting of March 4, 2020.

10. Adopt Resolution Reciting the Fact of the Primary Municipal Election Held on March 3, 2020

Recommendation

Adopt Resolution No. 2020-62 of the Mayor and City Council of the City of San Bernardino, California, reciting the fact of the Primary Municipal Election consolidated with the Presidential Primary Election held on March 3, 2020 declaring the result and such other matters as provided by law.

11. Resolution Confirming City Manager's Executive Order No. 2020-03

Recommendation

Adopt Resolution No. 2020-63 of the Mayor and City Council of the City of San Bernardino, California, confirming the City Manager's Executive Order No. 2020-03 pursuant to Municipal Code 2.46.090 extending the stay on the City's compliance with any deadlines established by the City until May 4, 2020.

12. Resolution Authorizing the City Manager to Complete and Obtain Necessary Signatures to Complete Cal OES Form 130 for Purposes of Obtaining Emergency Funding

Recommendation

Adopt Resolution No. 2020-71 authorizing the City Manager to complete and obtain necessary signatures to complete Cal OES form 130 for purposes of obtaining emergency funding.

13. Adopt a Resolution Authorizing the Execution of an Agreement with SB County for CAL-ID

Recommendation

Adopt Resolution No. 2020-73 of the Mayor and City Council of the City of San Bernardino, California, authorizing the execution of an agreement with the County of San Bernardino for the implementation and operation of all Biometric Identification Systems and DNA Services (San Bernardino CAL-ID).

14. Professional Services Agreement with PlaceWorks for the Foisy Project

Recommendation

Adopt Resolution No. 2020-64 of the Mayor and City Council of the City of San Bernardino, California, approving the Professional Services Agreement with PlaceWorks to provide third-party CEQA review services for the Foisy Project; authorizing the City Manager or designee to sign and execute the agreement; and authorizing the Finance Director to amend the FY 2019/20 adopted budget accordingly.

15. Norton Science and Language Academy Project – Ground Lease Agreement

Recommendation

It is recommended that the Mayor and City Council of the City of San Bernardino, California adopt Resolution No. 2020-70, authorizing the City Manager to execute a lease agreement for the development, establishment, and operation of the Norton Science and Language Academy at 230 South Waterman Avenue.

16. Adopt a Resolution Declaring Intention to Conduct a Public Hearing to Order the Vacation of Portions of Artesia Street

Recommendation

Adopt Resolution No. 2020-65 of the Mayor and City Council of the City of San Bernardino, California, declaring its intention to conduct a Public Hearing to order the vacation of portions of Artesia Street located south of Rialto Avenue and the reservations of utilities therein.

17. Resolution Declaring Intent to Conduct a Public Hearing to Order the Vacation of a Portion of Home Avenue, "I" Street, and Montgomery Street

Recommendation

Adopt Resolution No. 2020-66 of the Mayor and City Council of the City of San Bernardino, California, declaring its intention to conduct a Public Hearing to order the vacation of portion of Home Avenue, "I" Street, Montgomery Street and the reservation of utilities therein.

18. SB1 2020/2021 Road Maintenance Program

Recommendation

It is recommended that the Mayor and City Council of the City of San Bernardino, California:

1. Approve the Road Maintenance and Rehabilitation proposed project list for submittal to the California Transportation Commission; and
2. Adopt Resolution No 2020-67, adopting a list of projects for Fiscal Year 2020/21 to be funded by Senate Bill 1: Road Repair and Accountability Act of 2017.

19. Animal Shelter Mold Abatement Project Change Order

Recommendation

It is recommended that the Mayor and City Council of the City of San Bernardino, California, adopt Resolution No. 2020-68 authorizing the City Manager to execute Contract Change Order (CCO) #1 to Project No. 1332 with Noble E&C, Inc. in the amount of \$27,998, for a full contract not-to-exceed amount of \$101,998; and authorizing the Director of Finance to record a budget adjustment in Animal Shelter Improvement Fund 124 and update the project purchase order to reflect the full, approved project cost.

ITEMS TO BE REFERRED TO COMMITTEE

REPORTS ON CONFERENCES/MEETINGS ATTENDED

ADJOURNMENT

The next joint regular meeting of the Mayor and City Council and the Mayor and City Council Acting as the Successor Agency to the Redevelopment Agency will be held on Wednesday, May 6, 2020, in the Council Chamber located at 555 West 6th Street, San Bernardino, California 92401. Closed Session will begin at 5:30 p.m. and Open Session will begin at 7:00 p.m.

CERTIFICATION OF POSTING AGENDA

I, Genoveva Rocha, CMC, Acting City Clerk for the City of San Bernardino, California, hereby certify that the agenda for the April 15, 2020 Regular Meeting of the Mayor and City Council and the Mayor and City Council acting as the Successor Agency to the Redevelopment Agency was posted on the City's bulletin board located at 201 North "E" Street, San Bernardino, California, at the San Bernardino Public Library located at 555 West 6th Street, San Bernardino, California, and on the City's website sbcity.org on April 10, 2020 .

I declare under the penalty of perjury that the foregoing is true and correct.



Genoveva Rocha, CMC, Acting City Clerk

Maria A. Gallegos
SAN BERNARDINO CITY/COMM DEV
290 NORTH D ST
SAN BERNARDINO, CA - 92401

PROOF OF PUBLICATION

(2015.5 C.C.P.)

State of California)
County of SAN BERNARDINO) ss.

Notice Type: HRGSB - NOTICE OF HEARING-SB

Ad Description:

THE DRAFT 2020-2025 FIVE-YEAR CONSOLIDATED PLAN

I am a citizen of the United States and a resident of the State of California; I am over the age of eighteen years, and not a party to or interested in the above entitled matter. I am the principal clerk of the printer and publisher of the SAN BERNARDINO COUNTY SUN, a newspaper published in the English language in the city of SAN BERNARDINO, county of SAN BERNARDINO, and adjudged a newspaper of general circulation as defined by the laws of the State of California by the Superior Court of the County of SAN BERNARDINO, State of California, under date 08/27/1962, Case No. 73081. That the notice, of which the annexed is a printed copy, has been published in each regular and entire issue of said newspaper and not in any supplement thereof on the following dates, to-wit:

03/17/2020

Executed on: 03/17/2020
At Riverside, California

I certify (or declare) under penalty of perjury that the foregoing is true and correct.



Signature



SB #: 3351848

NOTICE OF PUBLIC HEARING AND NOTICE OF 30-DAY COMMENT PERIOD FOR THE DRAFT 2020-2025 FIVE- YEAR CONSOLIDATED PLAN

The City of San Bernardino is an entitlement jurisdiction that receives Community Development Block Grant (CDBG), HOME Investment Partnerships, and Emergency Solutions Grant (ESG) funds directly from the U.S. Department of Housing and Urban Development (HUD). The City anticipates receiving \$1,407,816 in CDBG, \$1,494,784 in HOME and \$295,799 in ESG funds.

As a condition to receiving these funds, the City must submit to HUD a Five-Year Consolidated Plan that includes an Analysis of Impediments to Fair Housing (AI), first-year Annual Action Plan that explains how the City intends to invest these federal funds toward meeting the City's community development, affordable housing and homeless prevention needs.

NOTICE IS HEREBY GIVEN
There will be a Public Hearing to review the final copy of the FISCAL YEAR (FY) 2020-2025 Consolidated Plan, Analysis of Impediments to Fair Housing (AI), and the first-year Annual Action Plan FY 2020-2021. The meeting will be held on Wednesday, April 15, 2020 at 7:00PM, 555 West 6th Street, San Bernardino, CA 92418.

Copies of the Draft FY 2020-2025 Consolidated Plan, an Analysis of Impediments to Fair Housing (AI), and the FY 2020-2021 Annual Action Plan will be available to the public for review and comment beginning Tuesday March 17, 2020 through Wednesday April 15, 2020 at the following locations:

1. City of San Bernardino Community and Economic Development Department 201 N. E Street, 3rd Floor, San Bernardino, CA 92401
2. City of San Bernardino Public Information Office (Call Center) - 290 N. D Street, San Bernardino, CA 92401
3. Norman F. Feldheym Central Library - 555 W 6th Street, San Bernardino, CA 92418

All comments relative to the Draft FY 2020-2025 Consolidated Plan, the

Analysis of Impediments to Fair Housing document (AI), and the FY 2020-2021 Annual Action Plan should be submitted to the City of San Bernardino, Community and Economic Development Department no later than 5:00pm April 15, 2020.

Questions and written comments regarding the Draft Consolidated Plan, the Analysis of Impediments to Fair Housing document (AI), and the FY 2020-2021 Annual Action Plan may be addressed to Maria Gallegos, Administrative Analyst II, with the City of San Bernardino Community and Economic Development Department located at 201 N. "E" Street, 3rd Floor, San Bernardino, CA 92401 or by email at Gallegos.maria@city.org. You may also call (909) 384-7267 with any questions concerning the above documents.

ACCESSIBILITY TO MEETINGS AND DOCUMENTS

It is the objective of the City to comply with Section 504 of the Rehabilitation Act of 1973, as amended, the Americans with Disabilities Act (ADA) of 1990 and the ADA Amendment Act of 2008, the Fair Housing Act, and the Architectural Barriers Act in all respects. If you require public documents in an accessible format, the City will make reasonable efforts to accommodate your request. If you require a disability-related accommodation to attend or participate in a hearing or meeting, including auxiliary aids or services, please contact the City Clerk's Office at least 48 hours prior to the meeting at (909) 384-5602.

3/17/20

SBS-3251648#

Proof of Publication

(201.15.5 C.C.P.)

STATE OF CALIFORNIA


County of San Bernardino,
I declare under penalty of perjury that:

I am a citizen of the United States and a resident of the County aforesaid; I am over the age of eighteen years, and not a party to nor interested in the above entitled matter. I am the principal clerk of the printer of the El Chicano Community Newspaper, a newspaper printed and published weekly in the City of San Bernardino, County of San Bernardino and which newspaper has petitioned the Superior Court of said county for determination as a newspaper of general circulation being case no. 154019, dated May, 1, 1992, that the Notice of Application for Determination as a Newspaper of General Circulation and Petition for Determination as a Newspaper of General Circulation, of which the annexed is a printed copy, has been published in each regular and entire issue of said newspaper and not in any supplement thereof on the following dates, to-wit:

March 12, 2020

I certify under penalty of perjury that the foregoing is true and correct.

Dated: March 12, 2020

Signature 

El Chicano Newspaper

P.O. Box 110
Colton, CA 92324
Phone (909) 381-9898 • 384-0406 FAX

AVISO DE AUDIENCIA
PUBLICA #2, 15 de Abril
del 2020
AVISO DEL PERIODO DE
10 DIAS PARA COMEN-
TARIOS ACERCA DE EL
PROPUESTO PLAN
CONSOLIDADO
AÑOS 2020-2025

La Ciudad de San Bernardino recibe fondos directamente de el Departamento de Vivienda y Desarrollo Urbano de los Estados Unidos (HUD), por sus vigas en inglés bajo los programas Community Development Block Grant (CDBG), HOME Investment Partnerships (HOME) y Emergency Solutions Grant (ESG). La Ciudad recibe \$3,406,498 en CDBG, \$1,404,784 en HOME y \$226,799 en ESG fondos.

Como condición para recibir estos fondos, cada cinco años la Ciudad debe presentar a HUD un Plan Consolidado que incluye un Documento de Análisis de Impactos para la Vivienda Justa (JI), Plan de Acción Anual del primer año que explica cómo la Ciudad tiene la intención de invertir estos fondos federales. Para poder satisfacer las necesidades de vivienda comunitario de la ciudad, vivienda asequible y prevención de personas sin hogar.

AVISO EN DADO AQUÍ
Habrá una audiencia pública para revisar el proyecto del Plan Consolidado de los años 2020-2025, Análisis de Impactos para la vivienda justa (JI) y el Plan de acción anual para el primer año fiscal 2020-2021. La junta será el miércoles, 15 de abril del 2020 a las 7:00pm en el 300 West 6th Street, San Bernardino, CA 92401.

Copias del proyecto del Plan Consolidado de los años 2020-2025 será publicado y puesto a disposición en público para su revisión y comentarios a partir del martes 12 de marzo del 2020 hasta el miércoles 15 de abril de 2020 en los siguientes lugares:

1. Oficina de Información Pública - 290 N. 17th Street, San Bernardino, CA 92401
2. Departamento de Desarrollo Económico y Comunitario- 201 N. 12th Street, tercer piso, San Bernardino, CA 92401

5. Biblioteca
Central Norman F. Pothoyen
- 555 W. 6th Street, San Bernardino, CA 92410

Todos los comentarios acerca de los cambios propuestos se deben enviar a la Ciudad de San Bernardino, Departamento de Desarrollo Económico y Comunitario, a no más tarde de las 5:00pm el 15 de abril de 2020.

Las preguntas y comentarios por escrito acerca de el propuesto Plan Consolidado de los años 2020-2025, Análisis de Impactos para la vivienda justa (JI) y el Plan de acción anual será el primer año fiscal 2020-2021, podrán dirigirse a: Mario Guajardo, Asesor Administrativo, de el Departamento de Desarrollo Económico y Comunitario de la Ciudad de San Bernardino localizado en el 201 N. 12th Street, tercer piso, San Bernardino, CA 92401 o por correo electrónico a GuajardoM@cityofsb.org. También puede llamar al (909) 384-7267 con alguna pregunta acerca de los documentos antes mencionados.

ACCESIBILIDAD PARA REUNIONES Y DOCUMENTOS

Es el objetivo de la Ciudad cumplir con la Sección 504 de la Ley de Rehabilitación de 1973, en su versión modificada, Acto de Amigos con Discapacidades (ADA) de 1990 y ADA Ley de modificación de 2008, la Ley de Vivienda Justa, y la Ley de Herramientas Arquitectónicas. Si necesita documentos públicos en un formato accesible, la Ciudad hará todo esfuerzo razonable para proporcionar su petición. Si necesita un acomodamiento relacionado con la discapacidad como servicios asistenciales, para asistir o participar en la audiencia, por favor comuníquese con la oficina de la Secretaría Municipal al menos 45 días antes de la audiencia, llamando al (909) 384-5002.

Fecha de publicación: 12 de Marzo del 2020 (El Chicano)
PUBLISHED EL CHICANO
MARCH 12, 2020 E-9151

**City of San Bernardino
Economic and Housing Development**



**Emergency Solutions
Grant
Written Standards**

201 N. North E Street, Third Floor
San Bernardino, CA 92415-0043
(909) 384-7267
www.sbcity.org

Revised 10/10/19

A. Program Written Standards

Sub-Recipients are required to comply with the Department of Housing and Urban Development (HUD) minimum standards for providing ESG assistance and those standards relevant to ESG that are required by their Continuum of Care (COC). The following minimum program standards are required for delivering the ESG program as outlined in 24 CFR Part 576.

1. Evaluating Eligibility for Assistance

Per the U.S. Department of Housing and Urban Development (HUD), Sub-Recipients are required to participate and comply with the COC coordinated entry process, also identified by HUD as the Coordinated Entry System (CES). The system identifies, assesses and prioritizes homeless individuals and families for housing and services based on vulnerability and severity of need. CES is designed to:

- Ensure that people experiencing homelessness receive the right housing intervention, and
- Prioritize people who need supportive housing the most to be able to access it as quickly as possible.

Without CES, people experiencing homelessness often face long wait times to receive assistance or are screened out altogether. Some of the most vulnerable people experiencing homelessness do not have the functional ability to check in routinely on wait lists, and to apply at multiple housing sites, necessary under a “first come, first served” process of accessing housing and services, and so are the least likely to be able to access housing without a CES process in place.

Coordinated entry is a community-wide approach that moves a homeless response system from a collection of independent housing and service providers who employ their own referral policies and wait lists, to a comprehensive approach intended to coordinate all housing and service resources. In CES, providers work collectively to match people experiencing homelessness to an appropriate housing placement based on vulnerability and need.

CES simplifies the process by which homeless persons access housing and helps to ensure the right housing intervention is paired with the most appropriate participant. It is a data-driven process that allows communities to provide access to housing resources, to assess each individual or family who enters the homeless response system for their vulnerabilities and needs, to assign housing interventions based on client need, and to create a framework of accountability. Sub-Recipients may choose to utilize a different intake and assessment system for victims of domestic violence, veterans or any other special population identified by HUD.

The minimum eligibility process will include an initial phone or in person screening to determine whether or not the applicant meets one of HUD’s categorical definitions of homeless or at risk of homelessness. If yes, then a more comprehensive assessment will

2

be completed in person by Sub-Recipient staff to verify applicants' homeless status and determine which ESG service components they qualify for and that will address their housing need. Eligibility determinations must be documented in client files and preferably through third-party documentation. Intake worker observation or participant self-certification can be used when due diligence by staff and client is documented in the file indicating third-party verification is unavailable.

When working with ESG program income limits, the "Extremely Low Income (ELI) families" limits DO NOT apply to the ESG or COC programs. ESG does not use the ELI measure to establish income limits, but instead uses the 30% of Area Median Income (AMI) income limits. The 30% AMI tables are to be used. HUD released the FY 2019 Income Limits, effective April 24, 2019, which can be found at HUDUSER <https://www.huduser.gov/portal/datasets/il.html>. Click on the **Data** tab and scroll down to the 5th section labeled "HUD 30% Income Limit for All Areas." Re-evaluations of eligibility for continued receipt of homelessness prevention and rapid re-housing assistance are required—every three (3) months for prevention and annually for rapid re-housing. Minimally, each re-evaluation of eligibility must verify that the client household does not have an annual income that exceeds thirty (30) percent of HUD determined median family income for the service area **and** the household continues to lack sufficient resources and support networks needed to retain housing without ESG assistance.

2. Targeting and Providing Essential Services Related to Street Outreach

Sub-Recipients are required to target unsheltered homeless individuals and/or families whose primary nighttime residence is a public or private place not meant for human habitation. It is recommended that preference be given to the chronically homeless and those special populations who are most vulnerable to being harmed by living in unsafe and unprotected places, i.e. victims of domestic and other forms of violence, youth, families with children, disabled, elderly, etc. HUD's definition of chronically homeless is

1. A "homeless individual with a disability," as defined in the Act, who lives in a place not meant for human habitation, a safe haven, or in an emergency shelter; and has been homeless (as described) continuously for at least 12 months or on at least 4 separate occasions in the last 3 years where the combined occasions must total at least 12 months. Occasions separated by a break of at least seven nights; stays in an institution of fewer than 90 days do not constitute a break.
2. An individual who has been residing in an institutional care facility for a fewer than 90 days and met all of the criteria in paragraph (1) of this definition, before entering that facility; or
3. A family with an adult head of household (or if there is no adult in the family, a minor head of household) who meets all of the criteria in paragraphs (1) or (2) of this definition, including a family whose composition has fluctuated while the head of household has been homeless.

Engagement activities must include an initial assessment of needs and eligibility in order to prioritize the type and source of assistance required with safety and urgent health needs being the highest priority. Emergency health services, including mental health, can be funded with ESG only to the documented extent that other non-ESG funded appropriate health services are inaccessible or unavailable within the service area, or at the time of assessment. Based on need and assessment, qualifying individuals and/or families will be offered essential services beyond emergency health and other crisis intervention assistance that include case management, transportation, and housing stabilization.

3. Emergency Shelter Operations

Admission

Sub-Recipients are required to have standardized screening and intake criteria in writing for determining eligibility for admission to emergency shelter. The criteria must be in compliance with Fair Housing Law and cannot force involuntary family separation by denying family admission based on the age of a child less than 18 years. The admission process requires an initial assessment to determine the homeless status of the applicant based on HUD's four categorical definitions of homeless (24 CFR 576.2) and meeting other Sub-Recipient determined eligibility criteria. The assessment process and tools must meet the service area's COC coordinated entry requirements (24 CFR 576.400(d)).

Diversion from Shelter

Based on screening results, individuals and families should be diverted when appropriate to the most stable housing available by using the Housing First or Rapid Re-housing service models.

Essential Services and Referral

Emergency shelter participants must have access to essential services either through direct service delivery by the Sub-Recipient and/or provision of information and referral to other service providers. Essential services include but not limited to: case management; child care; education services, employment assistance and job training; outpatient health services; legal services; life skills training; mental health services; substance abuse treatment services; transportation; services for special populations and mainstream income and health benefits where appropriate.

Length of Stay and Discharge

Provision of essential services and shelter must be available for homeless individuals and families for at least the time period during which the ESG funds are provided to provide shelter to the client. The typical stays are generally 90 days for emergency shelter and 30 days for motel vouchers; however, if a client requires a stay longer than generally prescribed the case management notes and must address the reason for the extended stay and an updated housing plan.

Safety and Accommodations for Special Populations

If applicable, any shelter facility that receives ESG assistance for conversion, major rehabilitation, renovation or operations is required to meet all federal, state and local government safety, sanitation and accessibility standards including compliance with the safety, sanitation and privacy requirements contained in 24 CFR 576.403.

Sub-Recipients are required to develop and implement written procedures and communication tools/materials that ensure persons of any particular race, color, religion, sex (gender), national origin, familial status, or disability (mental or physical) who may qualify for shelter and essential services are aware of and have access to such facilities and assistance. Reasonable accommodations for persons with disabilities must be available in order to ensure disabled participants have an equal opportunity to utilize the shelter and receive essential services. Greater levels of accessibility may be required for some shelters in compliance with The Americans with Disabilities Act.

Domestic violence victims and other persons in need of victim services must have access to a safe setting and have their identity protected. Sub-Recipients are required to implement procedures to ensure confidentiality of records pertaining to any individual who is provided family violence prevention, treatment or other services. Sub-Recipients must also certify that the address of a family/individual violence shelter will not be made public without permission of the shelter agency.

Sub-Recipient emergency shelter policies and procedures must:

- Prohibit disclosing personally identifying victim information to any third party without consent of the victim;
- Ensure victim consent is reasonably time-limited, written and specific as to whom information will be shared;
- Identify and utilize an alternative HMIS to collect program data that will prevent the disclosure of personally identifying victim information; **and**
- Include confidentiality policies and procedures that require staff to refrain from discussing client information in public and ensure client records are secure and only accessible to authorized staff.

4. Assessing Needs for Essential Services Related to Emergency**Shelter 24 CFR 576.102**

Sub-Recipients are required to have a written standard assessment process and tool(s) that are applied to all eligible recipients of shelter essential services.

Shelter essential services include: case management; child care; education services; employment assistance and job training; outpatient health services; legal services; life skills training; mental health services; substance abuse treatment services; transportation; and services for special populations. Provision of services should be determined based on client need and in alignment with Sub-Recipient's targeted populations.

Provision of essential services and shelter must be available to shelter residents for at

least the time period during which the ESG funds are provided. Services do not need to be limited to a particular site as long as the site serves the same categories and types of homeless originally provided with essential services or serves homeless persons in the same service area where the Sub-Recipient originally provided the services.

Based on the COC's centralized or coordinated assessment system, the client will be assessed and prioritized using the Vulnerability Index – Service Prioritization Decision Assistance Tool (VI-SPDAT) assessment tool to determine an individual or family's need for emergency shelter or other ESG funded assistance.

The County of San Bernardino's COC developed written CES is in accordance with:

- 24 CFR Part 578 Homeless Emergency Assistance and Rapid Transition to Housing (HEARTH Act): COC Program; Interim Final Rule;
- Emergency Solutions Grants Program (24 CFR 576);
- HUD's final rule on defining chronically homeless and homeless (24 CFR 91);
- HUD Notice CPD-14-012 on prioritizing persons experiencing chronic homelessness and other vulnerable homeless persons in permanent supportive housing and Recordkeeping Requirements for Documenting Chronic Homeless Status.

Coordinated Entry should achieve several goals:

- Make it easier for persons experiencing homelessness or a housing crisis to access the appropriate housing and service interventions;
- Prioritize persons with the longest histories of homelessness and the most extensive needs consistent with HUD Notice CPD-14-012 on prioritizing persons experiencing chronic homelessness and other vulnerable homeless persons in permanent supportive housing and Recordkeeping Requirements for Documenting Chronic Homeless Status;
- Lower barriers to entering programs or receiving assistance; and,
- Ensure that persons receive assistance and are housed as quickly as possible.

An initial intake and assessment will be completed by first entering persons who are homeless into the Homeless Management Information System (HMIS) which will include administering the VI-SPDAT as the assessment tool to assess and prioritize single individuals experiencing homelessness (the family version of the assessment, the F-VI-SPDAT, will be used for families). Prioritization is based on vulnerability across five components: (a) history of housing and homelessness (b) risks (c) socialization and daily functioning (d) wellness – including chronic health conditions, substance usage, mental illness, and trauma and (e) family unit (if applicable).

5. Coordination Among Homeless Assistance Providers, Mainstream Service Providers and Housing Providers

Continuums of Care are community-based homeless assistance program planning networks whose responsibilities include the promotion of access to and effective

6

utilization of homeless and mainstream programs by the homeless. Sub-Recipients are required to be active members of their respective COC and contribute to the identification, development and coordination of resources that will promote and increase the efficiency and effectiveness of the community's homeless system.

Sub-Recipients must coordinate and integrate, to the extent possible, their ESG-funded assistance with other programs serving homeless and at-risk of homelessness people within their service area (refer to 24 CFR 576.400).

6. Determining and Prioritizing Eligibility for Homeless Prevention and Rapid

Re-housing Assistance

Determination of eligibility for homeless prevention requires an in-person assessment (in compliance with COC coordinated entry process) to verify that applicants meet HUD's categorical definition for imminent risk of homelessness, homeless under other federal statutes, fleeing/attempting to flee domestic violence, or at-risk of homelessness **and** have an annual income at 30% or below of area median income. Homeless status and income eligibility must be documented in client files through third-party verification unless written justification is provided showing that due diligence was conducted substantiating that third-party was not available/accessible. Additionally, the assessment must indicate that prevention assistance would likely allow the applicant to regain stability in their current permanent housing or access other permanent housing and achieve stability.

Prioritization for homeless prevention assistance must comply with COC standards. Minimally, prioritization should align with vulnerable homeless and at-risk of homelessness populations identified in Sub-Recipient's service area homeless plan(s) and/or community assessment(s).

Determination of eligibility for rapid re-housing requires an initial assessment to verify that clients meet HUD's categorical definition for literally homeless or fleeing/attempting to flee domestic violence and are literally homeless. Homeless status must be documented in client files in accordance with HUD documentation standards with preference given to third-party verification where available.

Prioritization for rapid re-housing must comply with COC standards and be supported by Sub-Recipient service area homeless plans and/or community assessment data.

The subrecipient cannot use ESG funds to help a program participant remain in or move into housing that does not meet the minimum habitability standards under §576.403(c). This restriction applies to all activities under the Homelessness Prevention and Rapid Re-housing components, including rental assistance and housing relocation and stabilization services. In addition:

- If an eligible household needs homelessness prevention assistance to remain in its existing unit, the assistance can only be provided if that unit meets the minimum standards.
- If an eligible household needs homelessness prevention or rapid re-housing assistance to move to a new unit, the assistance can only be provided if the new

7

unit meets the minimum standards. The unit the household is leaving does not need to be inspected.

- The housing must also comply with any other standards established by the recipient that exceed or add to these minimum standards.

Note: The same standards apply regardless of the amount of ESG funds involved. For example, the subrecipient must inspect the unit and confirm that it meets the ESG minimum habitability standards, even if the only ESG assistance being provided is for a security deposit or moving assistance.

The subrecipient must be sure to document compliance with the ESG habitability standards for Emergency Shelter activities in the program participant's file.

Homelessness Prevention – When ESG Rental Assistance and/or Housing Relocation and Stabilization Services are provided under the Homelessness Prevention component to help a program participant remain in or move into permanent housing, the ESG minimum habitability standards apply to either the current unit (if the program participant is staying in place) or to a new unit (if the program participant is moving). Even if only a minimal amount of Housing Relocation and Stabilization Services assistance—such as utility arrears/payments (Financial Assistance) or housing stability case management (Services)—is provided under the Homelessness Prevention component to assist a program participant to stay in their unit, the habitability standards apply to the unit and must be documented in the program participant's file.

Rapid Re-housing – When ESG Rental Assistance and/or Housing Relocation and Stabilization Services are provided under the Rapid Re-housing component to help a program participant move into a new permanent housing unit, the habitability standards apply to the unit into which they are moving and must be documented in the program participant's file. If Rapid Re-housing services are being provided before a unit has been identified, no habitability inspection is required until there is a unit to inspect. If assistance with arrears for a prior unit is needed as part of the rapid rehousing assistance, no habitability inspection is required for the old unit on which the arrears are owed, so long as the program participant will be rapidly re-housed in a different unit.

7. Determining Client's Share of Rent and Utility Costs

A client's household annual income must be less than or equal to 30 percent of Area Median Income (AMI) when determining the client's share of rent. Program Providers are to apply a progressive engagement approach to determine the rent subsidy amount and household contribution for each participating household. The City requires that at the 1st month, the program pays up to 100% of move-in costs including security deposits, first month's rent and any required utility payments. In the 2nd – 3rd month, the household is responsible to pay 30% of their gross household income towards rent (this includes rent and the cost of utilities [if utilities are not included in the rent, a utility allowance schedule should be used for calculating the rental subsidy]). In the 3rd – 4th month and beyond, the household pays 50% of their gross household income towards rent and the program pays the remaining rent. Once the household is able to pay their rent with 60% or less of their gross household income or reaches 12 months of rental assistance, the rent subsidy should

8

end. Case managers are expected to work with clients to review family budgets and ensure families can maintain their housing. Utility assistance is limited to 24 months within a 3-year period and can be used to pay the cost of utility deposits, utility arrears, and gas, electric, water and sewage services. Assistance can only be provided if the utility account is in the name of a member of the client household or there is documented proof of household responsibility for utility payments. Utility arrears assistance for homeless prevention requires a shut off notice and for rapid re-housing must result in utilities being turned on at the new permanent housing location (24 CFR 576.400(e)(3)(iii)).

8. Determining If Rent is Acceptable For ESG Rental Assistance

Whether a household is seeking to maintain its current housing or relocate to another unit to avoid homelessness (Homelessness Prevention), or exiting homelessness into new housing (Rapid Re-Housing), the process for determining acceptable rent amounts is the same:

- The subrecipient first compares the gross rent (see box below) for the current or new unit with current FMR limits, which are updated annually.
- If the unit's gross rent is at or below FMR, the subrecipient next uses current data to determine rent reasonableness (more information is provided below on how to determine and document this).

To determine rent reasonableness, take the rent of the three (3) comparable units and calculate the average rent.

If the gross rent is at or below both the FMR and the rent reasonableness standard for a unit of comparable size, type, location, amenities, etc., ESG funds may be used to pay the rent amount for the unit.

If the gross rent for the unit exceeds either the rent reasonableness standard or FMR, ESG recipients are prohibited from using ESG funds for any portion of the rent, even if the household is willing and/or able to pay the difference. However, because the FMR and rent reasonableness requirements apply only to rental assistance, ESG funds may be used:

1. to pay for financial assistance and services to help the eligible program participant stay in the unit, or
2. to pay for financial assistance and services to locate and move to a different unit that meets the rent reasonableness standard and is at or below FMR and pay rental assistance in that unit.

Rent reasonableness and FMR requirements do not apply when a program participant receives only financial assistance or services under Housing Stabilization and Relocation Services. This includes rental application fees, security deposits, an initial payment of "last month's rent," utility payments/deposits, and/or moving costs, housing search and placement, housing stability case management, landlord-tenant mediation, legal services, and credit repair. (Note: "Last month's rent" may not exceed the rent charged for any other month; security deposits may not exceed 2 months' rent.)

See example of how to complete the Rent Reasonableness Checklist and Certification form on Attachment A.

9. Determining Duration and Amount of Rental Assistance Provided to Client

The duration of rental assistance is limited to twenty-four months within a 3-year time period. Short-term assistance can be provided up to three (3) months and medium-term assistance is limited to twenty-four (24) months. The amount of rent assistance provided must be the least amount needed to stabilize clients in their permanent housing. Rent arrears assistance is defined as: past due rent owed to a current landlord (24 CFR 576.400(e)(3)(iii)).

10. Determining Type, Amount, and Duration of Housing Stabilization and/or Relocation Services Provided to Client

Type of Housing Stabilization and/or Relocation Services is limited to financial assistance costs and service costs, subject to the general conditions and restrictions identified under 24 CFR 576.103 and 576.104. Security deposits are limited to no more than 2 month's rent. A last month's rent must not exceed one month's rent and must be included in calculating the program participant's total rental assistance, which cannot exceed 24 months during any 3-year period. Utility payments are limited to up to 24 months per client, per service, including up to 6 months of arrears, per service. Eligible utility services are gas, electric, water, and sewage. No program participant shall receive more than 24 months of utility assistance within any 3-year period.

ESG funds may be used to pay cost of assessing, arranging, coordinating, and monitoring the delivery of individualized services to facilitate housing stability for a program participant who resides in permanent housing or to assist a program participant in overcoming immediate barriers to obtaining housing. This assistance cannot exceed 30 days during the period the program participant is seeking permanent housing and cannot exceed 24 months during the period the program participant is living in permanent housing.

Mediation services are allowable, provided that the mediation is necessary to prevent the program participant from losing the permanent housing in which the client currently resides. Legal services must be necessary to resolve a legal problem that prohibits the client from obtaining permanent housing or will likely result in the client losing the permanent housing in which they currently reside. Credit repair does not include the payment or modification of a debt.

Financial assistance cannot be provided to a client who is receiving the same type of assistance through other public sources or to a client who has been provided with replacement housing payments under the URA, during the period of time covered by the URA payments.

Except for housing stability case management, the total period for which any client may receive assistance must not exceed 24 months during any 3-year period. The limits on the assistance apply to the total assistance an individual receives, either as an individual or as part of a family.

B. HMIS Data Collection

All data on persons served and all activities funded with ESG must be entered into HMIS. The purpose of HMIS is to record and store client-level information about the numbers, characteristics, and needs of homeless and at risk homelessness persons who receive program assistance.

Domestic Violence Victim service providers are prohibited from entering data in HMIS; however, they are required to maintain comparable databases of their own design which provide aggregate information and data consistent with HMIS data collection requirements. Projects serving survivors of domestic violence where the recipient is not a victim services provider are required to enter data in their HMIS.

Data entry requirements for shelters are:

Emergency or transitional shelters, day or mass shelters, or hotel/motel vouchers are required to collect data and report outcomes using the Entry/Exit method of data collection.

Shelters which meet the three criteria below may be set up in HMIS to use the Night-by-Night method of tracking shelter use:

- The shelter serves a large number of clients on a nightly basis;
- Clients are permitted to spend nights at the shelter on an irregular basis; and
- There is a high degree of client turnover.

Night-by-Night (NBN) shelters, which use a bed-night tracking method, will have a project start date for the night the client first stayed and will allow clients to re-enter as necessary without "exiting and restarting" for each stay for a specified period. Data collection involves recording, in HMIS, contacts with each person served. A contact is defined as the date of an interaction between a worker and a client designed to engage the client. All client contact must be recorded. Engagements must also be recorded. An engagement is an interaction which results in a formalized assessment or discussion. The date of engagement should be entered into HMIS at the point when the client has been engaged by the shelter worker.

With the NBN method:

- All data required to be collected, is collected at project entry; and
- The duration of each stay can be accurately aggregated to calculate each client's total length of stay in the project.

Regardless of the method used to track shelter use, Sub-Recipients must be able to determine who and how many people were served by a shelter or shelter type for any given night, based on HMIS data.

For additional, detailed information about the reporting requirements, refer to the Emergency Solutions Grant Program (ESG) HMIS Program Manual at:
<https://www.hudexchange.info/resources/documents/ESG-Program-HMIS-Manual.pdf>

ATTACHMENT A

(See next page)

RENT REASONABLENESS CHECKLIST AND CERTIFICATION

The subrecipient must document in the client file using the attached worksheet that the rental cost (including the utility allowance) is within the Fair Market Rent limits, and the unit is rent reasonable before financial assistance can be provided to a program participant.

Subrecipient must print and maintain supporting documentation showing where the rents for the comparable units came from. This must be maintained with the completed rent reasonableness form.

The subrecipient must obtain the most recent HUD Fair Market Rent limit from the City for the area that the housing unit is located.

Rent reasonableness is determined on a case-by-case basis. Agencies must conduct a rent analysis for three (3) comparable unassisted units and document the basis for their rent reasonableness determinations. Key components of a comparability analysis include: If the rent for the proposed unit is at or below the allowable (average) rent, the proposed unit is eligible. If the rent for the proposed unit is above the allowable (average) rent, the proposed unit is not eligible, and therefore, another unit will need to be proposed. Subrecipient must print and maintain supporting documentation showing where the rents for the comparable units came from. This must be maintained with the completed rent reasonableness form.

- **Size:** Only units of comparable size (both in terms of number of bedrooms and square footage) should be used.
- **Housing Condition:** Only units in similar condition should be compared.
- **Location in Community/Accessibility:** In many markets location is the key determinant of housing price (i.e., good/safe neighborhood, close to schools/bus routes, etc.).
- **Rent of Unit:** Amount of rent being charged by owner.
- **Utilities Included:** Consider the type and fuel source of utilities. Subrecipient must use the attached Housing Authority County of San Bernardino Utility Allowance sheet.
- **Amenities:** Consider such amenities as garage, appliances and lot size. Comparable rents can be checked by using a market study, by reviewing comparable units advertised for rent, or with a note from the property owner verifying the comparability of charged rents to other units owned (for example, the landlord would document the rents paid in other units).

RENT REASONABLENESS CHECKLIST AND CERTIFICATION

24 CFR 576.106(d) and 24 CFR 982.507 Rent reasonableness. The rent charged for a unit must be reasonable in relation to rents currently being charged for comparable units in the private unassisted market and must not be in excess of rents currently being charged by the owner for comparable unassisted units.

| Proposed Unit | Unit #1 | Unit #2 | Unit #3 |
|---|---|---|---|
| Address | | | |
| Number of Bedrooms | | | |
| Approximate Square Feet | | | |
| Type of Unit/Construction (circle applicable type) | Apt. 1-4 Floors Apt. 5+ Floors Duplex/Townhouse Manufactured Home Single Family | Apt. 1-4 Floors Apt. 5+ Floors Duplex/Townhouse Manufactured Home Single Family | Apt. 1-4 Floors Apt. 5+ Floors Duplex/Townhouse Manufactured Home Single Family |
| Housing Condition | | | |
| Location/Accessibility (i.e. near schools, bus, park, etc.) | | | |
| Amenities (Circle <u>all</u> that apply) | Air Conditioner Garbage Disposal Dishwasher Washer/Dryer Carpet Recreational Facilities Storage Areas Parking Maintenance Service Housing Services | Air Conditioner Garbage Disposal Dishwasher Washer/Dryer Carpet Recreational Facilities Storage Areas Parking Maintenance Service Housing Services | Air Conditioner Garbage Disposal Dishwasher Washer/Dryer Carpet Recreational Facilities Storage Areas Parking Maintenance Service Housing Services |
| Approximately Year Built | | | |
| Utilities (type) | | | |
| Unit Rent Utility Allowance Gross Rent | | | |
| Handicap Accessible? | | | |

CERTIFICATION:

A. COMPLIANCE WITH FAIR MARKET RENT PAYMENT STANDARD

FAIR MARKET RENT LIMIT FOR SIZE AND AREA OF SERVICE, PER HUD'S FAIR MARKET RENT CHART \$_____

PROPOSED CONTRACT RENT + UTILITY ALLOWANCE + FEES = PROPOSED GROSS RENT*

Is the gross rent of the proposed unit at or below HUD's Fair Market Rent (FMR)? Yes / No. IF YES, continue to section B below and to determine if the unit is rent reasonable. IF the rent of the proposed unit is above HUD's FMR, ANOTHER UNIT WILL NEED TO BE PROPOSED.

AND

B. RENT REASONABLENESS: Calculate the average rent of the three comparable units above and ensure the rent of the proposed unit is at or below the average rent.

ENTER AMOUNT OF ALLOWABLE RENT (the average of the three COMPARABLE rents for the units above) \$_____.

Is THE rent for the PROPOSED UNIT IS AT OR BELOW THE ALLOWABLE RENT ABOVE YES / NO. IF YES, the unit is rent reasonable and YOU MAY MOVE FORWARD WITH THE UNIT. Is the answer is NO, ANOTHER UNIT WILL NEED TO BE PROPOSED.

STAFF NAME: _____ SIGNATURE: _____ DATE: _____



FY 2020 FAIR MARKET RENT DOCUMENTATION SYSTEM

The FY 2020 Riverside-San Bernardino-Ontario, CA MSA FMRs for All Bedroom Sizes

Final FY 2020 & Final FY 2019 FMRs By Unit Bedrooms

| Year | Efficiency | One-Bedroom | Two-Bedroom | Three-Bedroom | Four-Bedroom |
|-----------------------------|----------------------------|-----------------------------|-----------------------------|-------------------------------|------------------------------|
| FY 2020 FMR | \$875 | \$1,030 | \$1,289 | \$1,789 | \$2,216 |
| FY 2019 FMR | \$826 | \$986 | \$1,232 | \$1,717 | \$2,132 |

San Bernardino County, CA is part of the Riverside-San Bernardino-Ontario, CA MSA, which consists of the following counties: Riverside County, CA; and San Bernardino County, CA. All information here applies to the entirety of the Riverside-San Bernardino-Ontario, CA MSA.

Fair Market Rent Calculation Methodology

[Show/Hide Methodology Narrative](#)

Fair Market Rents for metropolitan areas and non-metropolitan FMR areas are developed as follows:

1. 2013-2017 5-year American Community Survey (ACS) estimates of 2-bedroom adjusted standard quality gross rents calculated for each FMR area are used as the new basis for FY2020 provided the estimate is statistically reliable. For FY2020, the test for reliability is whether the margin of error for the estimate is less than 50% of the estimate itself and whether the ACS estimate is based on at least 100 survey cases. HUD does not receive the exact number of survey cases, but rather a categorical variable known as the count indicator indicating a range of cases. An estimate based on at least 100 cases corresponds to a count indicator of 4 or higher.

If an area does not have a reliable 2013-2017 5-year, HUD checks whether the area has had at least minimally reliable estimate in any of the past 3 years, or estimates that meet the 50% margin of error test described above. If so, the FY2020 base rent is the average of the inflated ACS estimates.

15



Housing Choice Voucher Program

Allowances for
Tenant-Furnished Utilities
and Other Services

U.S. Department of Housing
and Urban Development
Office of Public and Indian Housing

| | | | |
|-----------------------------------|--------------|------------------------|--------------------------------|
| Locality San Bernardino County | Age mixed | Unit Type Apartment | Date (mm/dd/yyyy) 10/1/2019 |
|-----------------------------------|--------------|------------------------|--------------------------------|

| Utility or Service | | Monthly Dollar Allowances | | | | | | | |
|--------------------|----------------|---------------------------|------|------|------|------|------|------|--|
| | | 0 BR | 1 BR | 2 BR | 3 BR | 4 BR | 5 BR | 6 BR | |
| Heating | a. Natural Gas | 9 | 11 | 12 | 14 | 16 | 18 | 19 | |
| | b. Bottle Gas | 22 | 27 | 29 | 34 | 39 | 44 | 46 | |
| | c. Electric | 20 | 25 | 31 | 38 | 44 | 50 | 56 | |
| Cooking | a. Natural Gas | 9 | 10 | 11 | 12 | 13 | 14 | 15 | |
| | b. Bottle Gas | 22 | 24 | 27 | 29 | 31 | 34 | 36 | |
| | c. Electric | 10 | 12 | 15 | 21 | 26 | 30 | 35 | |
| Other Electric | | 36 | 42 | 55 | 69 | 84 | 99 | 112 | |
| Air Conditioning | | 12 | 14 | 27 | 38 | 48 | 58 | 77 | |
| Water Heating | a. Natural Gas | 10 | 12 | 17 | 22 | 26 | 28 | 30 | |
| | b. Bottle Gas | 24 | 29 | 41 | 53 | 63 | 68 | 73 | |
| | c. Electric | 21 | 27 | 44 | 57 | 68 | 76 | 87 | |
| Water | | 36 | 38 | 42 | 46 | 51 | 55 | 62 | |
| Sewer | | 36 | 36 | 36 | 36 | 36 | 36 | 36 | |
| Trash Collection | | 23 | 23 | 23 | 23 | 23 | 23 | 23 | |
| Range/Microwave | | 4 | 4 | 4 | 4 | 4 | 4 | 4 | |
| Refrigerator | | 4 | 4 | 4 | 4 | 4 | 4 | 4 | |
| Other - specify | | 0 | 0 | 0 | 0 | 0 | 0 | 0 | |

| | | | |
|---|--|--------------------|--------------|
| Actual Family Allowances to be used by the family to compute allowance. Complete below for the actual unit rented. | | Utility or Service | Monthly Cost |
| Name of Family | | Heating | |
| | | Cooking | |
| | | Other Electric | |
| Address of Use | | Air Conditioning | |
| | | Water Heating | |
| | | Water | |
| | | Sewer | |
| | | Trash Collection | |
| | | Range/Microwave | |
| Number of Bedrooms | | Refrigerator | |
| | | Other | |
| | | Total | \$ |

Previous editions are obsolete

Spreadsheet (ver2.0) based on form HUD-52667 (12/97).
ref: Handbook 7420.8



Housing Choice Voucher Program

Allowances for
Tenant-Furnished Utilities
and Other Services

U.S. Department of Housing
and Urban Development
Office of Public and Indian Housing

| Locality | Age | Unit Type | Date (mm/dd/yyyy) |
|-----------------------|-------|-----------------|-------------------|
| San Bernardino County | mixed | Detached Houses | 10/1/2019 |

| Utility or Service | | Monthly Dollar Allowances | | | | | | | |
|--------------------|----------------|---------------------------|------|------|------|------|------|------|--|
| | | 0 BR | 1 BR | 2 BR | 3 BR | 4 BR | 5 BR | 6 BR | |
| Heating | a. Natural Gas | 23 | 27 | 31 | 36 | 40 | 44 | 47 | |
| | b. Bottle Gas | 56 | 65 | 75 | 87 | 97 | 106 | 115 | |
| | c. Electric | 43 | 51 | 59 | 66 | 73 | 81 | 92 | |
| Cooking | a. Natural Gas | 9 | 10 | 11 | 12 | 13 | 14 | 15 | |
| | b. Bottle Gas | 22 | 24 | 27 | 29 | 31 | 34 | 36 | |
| | c. Electric | 10 | 12 | 19 | 22 | 28 | 32 | 37 | |
| Other Electric | | 51 | 60 | 80 | 102 | 124 | 148 | 168 | |
| Air Conditioning | | 19 | 24 | 40 | 54 | 69 | 84 | 93 | |
| Water Heating | a. Natural Gas | 10 | 12 | 17 | 22 | 26 | 28 | 30 | |
| | b. Bottle Gas | 24 | 29 | 41 | 53 | 63 | 68 | 73 | |
| | c. Electric | 24 | 31 | 46 | 60 | 69 | 76 | 86 | |
| Water | | 36 | 38 | 42 | 51 | 59 | 65 | 75 | |
| Sewer | | 36 | 36 | 36 | 36 | 36 | 36 | 36 | |
| Trash Collection | | 23 | 23 | 23 | 23 | 23 | 23 | 23 | |
| Range/Microwave | | 4 | 4 | 4 | 4 | 4 | 4 | 4 | |
| Refrigerator | | 4 | 4 | 4 | 4 | 4 | 4 | 4 | |
| Other - specify | | 0 | 0 | 0 | 0 | 0 | 0 | 0 | |

| Actual Family Allowances to be used by the family to compute allowance. Complete below for the actual unit rented. | | Utility or Service | Monthly Cost |
|---|--|--------------------|--------------|
| Name of Family | | Heating | |
| | | Cooking | |
| | | Other Electric | |
| Address of Use | | Air Conditioning | |
| | | Water Heating | |
| | | Water | |
| | | Sewer | |
| | | Trash Collection | |
| | | Range/Microwave | |
| Number of Bedrooms | | Refrigerator | |
| | | Other | |
| | | Total | \$ |

spreadsheet (Var10) based on form HUD-52667 (12/97).



Housing Choice Voucher Program

Allowances for
Tenant-Furnished Utilities
and Other Services

U.S. Department of Housing
and Urban Development
Office of Public and Indian Housing

| | | | |
|-----------------------------------|--------------|---------------------------------|--------------------------------|
| Locality San Bernardino county | Age mixed | Unit Type Manufactured homes | Date (mm/dd/yyyy) 10/1/2019 |
|-----------------------------------|--------------|---------------------------------|--------------------------------|

| Utility or Service | | Monthly Dollar Allowances | | | | | | |
|--------------------|----------------|---------------------------|------|------|------|------|------|------|
| | | 0 BR | 1 BR | 2 BR | 3 BR | 4 BR | 5 BR | 6 BR |
| Heating | a. Natural Gas | 19 | 23 | 26 | 30 | 34 | 37 | 40 |
| | b. Bottle Gas | 46 | 56 | 63 | 73 | 82 | 90 | 97 |
| | c. Electric | 47 | 55 | 57 | 59 | 60 | 62 | 69 |
| Cooking | a. Natural Gas | 9 | 10 | 11 | 12 | 13 | 14 | 15 |
| | b. Bottle Gas | 21 | 24 | 27 | 29 | 31 | 34 | 36 |
| | c. Electric | 10 | 12 | 19 | 23 | 28 | 32 | 33 |
| Other Electric | | 46 | 54 | 77 | 105 | 133 | 163 | 190 |
| Air Conditioning | | 15 | 20 | 34 | 47 | 59 | 72 | 91 |
| Water Heating | a. Natural Gas | 10 | 12 | 17 | 22 | 26 | 28 | 30 |
| | b. Bottle Gas | 24 | 29 | 41 | 53 | 63 | 68 | 73 |
| | c. Electric | 23 | 29 | 46 | 60 | 69 | 76 | 84 |
| Water | | 36 | 38 | 42 | 46 | 51 | 55 | 62 |
| Sewer | | 36 | 36 | 36 | 36 | 36 | 36 | 36 |
| Trash Collection | | 23 | 23 | 23 | 23 | 23 | 23 | 23 |
| Range/Microwave | | 4 | 4 | 4 | 4 | 4 | 4 | 4 |
| Refrigerator | | 4 | 4 | 4 | 4 | 4 | 4 | 4 |
| Other - specify | | 0 | 0 | 0 | 0 | 0 | 0 | 0 |

| | | | |
|---|--|--------------------|-----------------|
| Actual Family Allowances to be used by the family to compute allowance. Complete below for the actual unit rented. | | Utility or Service | Monthly Cost |
| Name of Family | | Heating | |
| | | Cooking | |
| | | Other Electric | |
| Address of Use | | Air Conditioning | |
| | | Water Heating | |
| | | Water | |
| | | Sewer | |
| | | Trash Collection | |
| | | Range/Microwave | |
| Number of Bedrooms | | Refrigerator | |
| | | Other | |
| | | Total | \$ |

2019 10/01 2020


Spreadsheet (ver1.0) based on Form HUD-52667 (12/97).

Grantee SF-424's and Certification(s)

OMB Number: 4340-0064
Expiration Date: 12/31/2022

| Application for Federal Assistance SF-424 | | | |
|---|--|---|--|
| * 1. Type of Submission: <input type="checkbox"/> Preapplication <input checked="" type="checkbox"/> Application <input type="checkbox"/> Changed/Corrected Application | | * 2. Type of Application: <input checked="" type="checkbox"/> New <input type="checkbox"/> Continuation <input type="checkbox"/> Revision | |
| | | * 3. Revision (and supporting letter(s)) <input type="text"/> * Other (Specify): <input type="text"/> | |
| * 3. Date Received: <input type="text" value="4/10/2020"/> | | 4. Applicant Identifier: <input type="text"/> | |
| 5a. Federal Entity Identifier: <input type="text"/> | | 5b. Federal Award Identifier: <input type="text" value="P10N00000000"/> | |
| State Use Only: | | | |
| 6. Date Received by State: <input type="text"/> | | 7. State Application Identifier: <input type="text"/> | |
| 8. APPLICANT INFORMATION: | | | |
| * a. Legal Name: <input type="text" value="City of San Bernardino"/> | | | |
| * b. Employer/Taxpayer Identification Number (EIN/TIN): <input type="text" value="95-6000772"/> | | * c. Organization DUNS: <input type="text" value="0644026140000"/> | |
| d. Address: | | | |
| * Street: <input type="text" value="250 North D Street"/> | | | |
| Street2: <input type="text"/> | | | |
| * City: <input type="text" value="San Bernardino"/> | | | |
| County/Parish: <input type="text" value="San Bernardino"/> | | | |
| * State: <input type="text" value="CA"/> | | CA: C81-b00n-8 | |
| Province: <input type="text"/> | | | |
| * Country: <input type="text" value="USA, UNITED STATES"/> | | | |
| * Zip/Postal Code: <input type="text" value="92401-1721"/> | | | |
| e. Organizational Unit: | | | |
| Department Name: <input type="text" value="Community & Econ Development"/> | | Division Name: <input type="text" value="Housing"/> | |
| f. Name and contact information of person to be contacted on matters involving this application: | | | |
| Prefix: <input type="text" value="Ms."/> | * First Name: <input type="text" value="Rafael"/> | | |
| Middle Name: <input type="text" value="R."/> | | | |
| * Last Name: <input type="text" value="Hobbs"/> | | | |
| Suffix: <input type="text"/> | | | |
| Title: <input type="text" value="Housing Manager"/> | | | |
| Organizational Address: | | | |
| <input type="text" value="City of San Bernardino"/> | | | |
| * Telephone Number: <input type="text" value="909 384 1270"/> | | Fax Number: <input type="text" value="3/5"/> | |
| * Email: <input type="text" value="hobbs_c@cityofsb.org"/> | | | |

| Application for Federal Assistance SF-424 | |
|---|--|
| * 9. Type of Applicant 1: Select Applicant Type: <input type="text" value="City or Township Government"/> | |
| Type of Applicant 2: Select Applicant Type: <input type="text"/> | |
| Type of Applicant 3: Select Applicant Type: <input type="text"/> | |
| * Other (specify): <input type="text"/> | |
| * 10. Name of Federal Agency: <input type="text" value="U.S. Department of Housing and Urban Development"/> | |
| 11. Catalog of Federal Domestic Assistance Number: <input type="text" value="14.214"/> | |
| CFLA Title: <input type="text" value="COMMUNITY DEVELOPMENT BLOCK GRANT"/> | |
| * 12. Funding Opportunity Number: <input type="text" value="N/A"/> | |
| * Title: <input type="text" value="CDBG PROGRAM"/> | |
| 13. Competition Identification Number: <input type="text"/> | |
| Title: <input type="text"/> | |
| 14. Areas Affected by Project (Cities, Counties, States, etc.): <input type="text"/> <div> <input type="button" value="Add Attachment"/> <input type="button" value="Delete Attachment"/> <input type="button" value="View Attachment"/> </div> | |
| * 15. Descriptive Title of Applicant's Project: <div> <input type="text" value="CDBG ACTIVITIES INCLUDING ADMINISTRATION, SECTION 108 REPAYMENT, MICRO ENTERPRISE, FAIR HOUSING, AND FACILITIES AND INFRASTRUCTURE IMPROVEMENTS."/> </div> | |
| Attach supporting documents as specified in agency instructions. <div> <input type="button" value="Add Attachments"/> <input type="button" value="Delete Attachments"/> <input type="button" value="View Attachments"/> </div> | |

| Application for Federal Assistance SF-424 | |
|--|------------------------------|
| 16. Congressional Districts Of: | |
| * a. Applicant: CA-001 | * b. Program/Project: CA-001 |
| Attach an additional list of Program/Project Congressional Districts if needed. | |
| <input type="text"/> <input type="button" value="Add Attachment"/> <input type="button" value="Delete Attachment"/> <input type="button" value="View Attachment"/> | |
| 17. Proposed Projects: | |
| * a. Start Date: 07/01/2020 | * b. End Date: 06/30/2021 |
| 18. Estimated Funding (\$): | |
| * a. Federal: | 2,100,000.00 |
| * b. Applicant: | |
| * c. State: | |
| * d. Local: | |
| * e. Other: | |
| * f. Program Income: | 0.00 |
| * g. TOTAL: | 2,100,000.00 |
| * 19. Is Application Subject to Review By State Under Executive Order 12372 Process? <input type="checkbox"/> a. This application was made available to the State under the Executive Order 12372 Process for review on <input type="text"/> <input checked="" type="checkbox"/> b. Program is subject to E.O. 12372 but has not been selected by the State for review. <input type="checkbox"/> c. Program is not covered by E.O. 12372. | |
| * 20. Is the Applicant Delinquent On Any Federal Debt? (If "Yes," provide explanation in attachment.) <input type="checkbox"/> Yes <input checked="" type="checkbox"/> No If "Yes", provide explanation and attach <input type="text"/> <input type="button" value="Add Attachment"/> <input type="button" value="Delete Attachment"/> <input type="button" value="View Attachment"/> | |
| 21. By signing this application, I certify (1) to the statements contained in the list of certifications* and (2) that the statements herein are true, complete and accurate to the best of my knowledge. I also provide the required assurances** and agree to comply with any resulting terms if I accept an award. I am aware that any false, fictitious, or fraudulent statements or claims may subject me to criminal, civil, or administrative penalties. (U.S. Code, Title 28, Section 1001) <input checked="" type="checkbox"/> I AGREE <small>* The list of certifications and assurances, or an alternate list where you may obtain this list, is contained in the announcement or agency specific instructions.</small> | |
| Authorized Representative: | |
| Prefix: RS | * First Name: Cecil |
| Middle Name: <input type="text"/> | |
| * Last Name: Anthony | |
| Suffix: <input type="text"/> | |
| * Title: City Manager | |
| * Telephone Number: 909-384-1212 | * Fax Number: 909-384-1212 |
| * Email: cecil@cityofsanbernardino.org | |
| * Signature of Authorized Representative:  | * Date Signed: 4/20/13 |

ASSURANCES - CONSTRUCTION PROGRAMS

OMB Number: 4340-0085
Expiration Date: 09/28/2022

Public reporting burden for this collection of information is estimated to average 15 minutes per response, including time for reviewing instructions, searching existing data sources, gathering and maintaining the data needed, and completing and reviewing the collection of information. Send comments regarding the burden estimate or any other aspect of this collection of information, including suggestions for reducing this burden, to the Office of Management and Budget, Paperwork Reduction Project (0348-0042), Washington, DC 20503.

PLEASE DO NOT RETURN YOUR COMPLETED FORM TO THE OFFICE OF MANAGEMENT AND BUDGET. SEND IT TO THE ADDRESS PROVIDED BY THE SPONSORING AGENCY.

NOTE: Certain of these assurances may not be applicable to your project or program. If you have questions, please contact the Awarding Agency. Further, certain Federal assistance awarding agencies may require applicants to certify to additional assurances. If such is the case, you will be notified.

As the duly authorized representative of the applicant, I certify that the applicant:


1. Has the legal authority to apply for Federal assistance, and the institutional, managerial and financial capability (including funds sufficient to pay the non-Federal share of project costs) to ensure proper planning, management and completion of project described in this application.
2. Will give the awarding agency, the Comptroller General of the United States and, if appropriate, the State, the right to examine all records, books, papers, or documents related to the assistance, and will establish a proper accounting system in accordance with generally accepted accounting standards or agency directives.
3. Will not dispose of, modify the use of, or change the terms of the real property title or other interest in the site and facilities without permission and instructions from the awarding agency. Will record the Federal awarding agency directives and will include a covenant in the title of real property acquired in whole or in part with Federal assistance funds to assure non-discrimination during the useful life of the project.
4. Will comply with the requirements of the assistance awarding agency with regard to the drafting, review and approval of construction plans and specifications.
5. Will provide and maintain competent and adequate engineering supervision at the construction site to ensure that the complete work conforms with the approved plans and specifications and will furnish progressive reports and such other information as may be required by the assistance awarding agency or State.
6. Will initiate and complete the work within the applicable time frame after receipt of approval of the awarding agency.
7. Will establish safeguards to protect employees from using their positions for a purpose that constitutes or presents the appearance of personal or organizational conflict of interest, or personal gain.
8. Will comply with the Intergovernmental Personnel Act of 1970 (42 U.S.C. §§4723-4753) relating to prescribed standards of merit systems for programs funded under one of the 19 statutes or regulations specified in Appendix A of OPM's Standards for a Merit System of Personnel Administration (5 U.S.F.R. 903, Subpart F).
9. Will comply with the Lead-Based Paint Poisoning Prevention Act (42 U.S.C. §§4801 et seq.) which prohibits the use of lead-based paint in construction or rehabilitation of residence structures.
10. Will comply with all Federal statutes relating to non-discrimination. These include but are not limited to: (a) Title VI of the Civil Rights Act of 1964 (P.L. 88-352) which prohibits discrimination on the basis of race, color or national origin; (b) Title IX of the Education Amendments of 1972, as amended (20 U.S.C. §§1681-1683, and 1985-1988), which prohibits discrimination on the basis of sex; (c) Section 504 of the Rehabilitation Act of 1973, as amended (29 U.S.C. §794), which prohibits discrimination on the basis of handicap; (d) the Age Discrimination Act of 1975, as amended (42 U.S.C. §§6101-6107), which prohibits discrimination on the basis of age; (e) the Drug Abuse Office and Treatment Act of 1972 (P.L. 92-265), as amended relating to nondiscrimination on the basis of drug abuse; (f) the Comprehensive Alcohol Abuse and Alcoholism Prevention, Treatment and Rehabilitation Act of 1970 (P.L. 91-615), as amended, relating to nondiscrimination on the basis of alcohol abuse or alcoholism; (g) §§523 and 527 of the Public Health Service Act of 1912 (42 U.S.C. §§260c dd-3 and 250 ee 3), as amended, relating to confidentiality of alcohol, and drug abuse patient records; (h) Title VIII of the Civil Rights Act of 1968 (42 U.S.C. §§3601 et seq.), as amended, relating to nondiscrimination in the sale, rental or financing of housing; (i) any other nondiscrimination provisions in the specific statute(s) under which application for Federal assistance is being made; and (j) the requirements of any other nondiscrimination statute(s) which may apply to the application.

Previous Edition Usable

Authorized for Local Reproduction

Standard Form # 24D (Rev. 7-97)
Prescribed by GMB Circular A-102


11. Will comply, or has already complied, with the requirements of Titles II and III of the Uniform Relocation Assistance and Real Property Acquisition Policies Act of 1970 (P.L. 91-648) which provide for fair and equitable treatment of persons displaced or whose property is acquired as a result of Federal and federally-assisted programs. These requirements apply to all interests in real property acquired for project purposes regardless of Federal participation in purchases.
12. Will comply with the provisions of the Hatch Act (5 U.S.C. §§1501-1508 and 7324-7326) which limit the political activities of employees whose principal employment activities are funded in whole or in part with Federal funds.
13. Will comply, as applicable, with the provisions of the Davis-Bacon Act (40 U.S.C. §§276a to 276a-7), the Copeland Act (40 U.S.C. §276c and 18 U.S.C. §874), and the Contract Work Hours and Safety Standards Act (40 U.S.C. §§327-333) regarding labor standards for federally-assisted construction subagreements.
14. Will comply with flood insurance purchase requirements of Section 102(a) of the Flood Disaster Protection Act of 1973 (P.L. 93-234) which requires recipients in a special flood hazard area to participate in the program and to purchase flood insurance if the total cost of insurable construction and acquisition is \$10,000 or more.
15. Will comply with environmental standards which may be prescribed pursuant to the following: (a) institution of environmental quality control measures under the National Environmental Policy Act of 1969 (P.L. 91-190) and Executive Order (EO) 11514; (b) notification of violating facilities pursuant to EO 11738; (c) protection of wetlands pursuant to EO 11990; (d) evaluation of flood hazards in floodplains in accordance with EO 11988; (e) assurance of project consistency with the approved State management program developed under the Coastal Zone Management Act of 1972 (16 U.S.C. §§1451 et seq.); (f) conformity of Federal actions to State (Clean Air) implementation Plans under Section 175(c) of the Clean Air Act of 1955, as amended (42 U.S.C. §§7401 et seq.); (g) protection of underground sources of drinking water under the Safe Drinking Water Act of 1974, as amended (P.L. 93-523); and, (h) protection of endangered species under the Endangered Species Act of 1973, as amended (P.L. 93-205).
16. Will comply with the Wild and Scenic Rivers Act of 1968 (16 U.S.C. §§1271 et seq.) related to protecting components or potential components of the national wild and scenic rivers system.
17. Will assist the awarding agency in assuring compliance with Section 106 of the National Historic Preservation Act of 1986, as amended (16 U.S.C. §470); EO 11563 (identification and protection of historic properties), and the Archaeological and Historic Preservation Act of 1974 (16 U.S.C. §§439a-1 et seq.).
18. Will cause to be performed the required financial and compliance audits in accordance with the Single Audit Act Amendments of 1996 and OMB Circular No. A-133, "Audits of States, Local Governments, and Non-Profit Organizations."
19. Will comply with all applicable requirements of all other Federal laws, executive orders, regulations, and policies governing this program.
20. Will comply with the requirements of Section 108(g) of the Trafficking Victims Protection Act (TVPA) of 2000, as amended (22 U.S.C. 7104) which prohibits grant award recipients or a sub recipient from: (1) Engaging in severe forms of trafficking in persons during the period of time that the award is in effect (2) Procuring a commercial sex act during the period of time that the award is in effect or (3) Using forced labor in the performance of the award or subawards under the award.

| | |
|---|----------------|
| SIGNATURE OF AUTHORIZED CERTIFYING OFFICIAL | TITLE |
|  | City Manager |
| APPLICANT ORGANIZATION | DATE SUBMITTED |
| City of San Bernardino | 04/20/2020 |

HF 424G (Rev. 7-97) Back

| Application for Federal Assistance SF-424 | | | |
|---|--|---|--|
| * 1. Type of Submission: <input type="checkbox"/> Preapplication <input checked="" type="checkbox"/> Application <input type="checkbox"/> Changed/Corrected Application | | * 2. Type of Application: <input checked="" type="checkbox"/> New <input type="checkbox"/> Continuation <input type="checkbox"/> Revision | |
| * 3. Date Received: 04/21/2023 | | * 4. Applicant Identifier: [Empty Field] | |
| 5a. Federal Entity Identifier: [Empty Field] | | 5b. Federal Award Identifier: 020401060539 | |
| State Use Only: 6. Date Received by State: [Empty Field] 7. State Application Identifier: [Empty Field] | | | |
| B. APPLICANT INFORMATION: | | | |
| * 8. Legal Name: City of San Bernardino | | | |
| * 9. Employer/Taxpayer Identification Number (EIN/TIN): 95-6000772 | | * 10. Organization DUNS: 2504526340000 | |
| c. Address: | | | |
| * Street: 290 North B Street | | * Street 2: [Empty Field] | |
| * City: San Bernardino | | * County/Parish: [Empty Field] | |
| * State: CA | | * State: California | |
| * Province: [Empty Field] | | * Country: USA: UNITED STATES | |
| * Zip/Postal Code: 92401-1105 | | * Zip/Postal Code: [Empty Field] | |
| e. Organizational Unit: | | | |
| Department Name: Community & Econ Development | | Division Name: Planning | |
| f. Name and contact information of person to be contacted on matters involving this application: | | | |
| Prefix: Mr. | | * First Name: Gabriel | |
| Middle Name: [Empty Field] | | * Last Name: Noble | |
| * Suffix: [Empty Field] | | Title: Housing Manager | |
| Organizational Address: City of San Bernardino | | | |
| * Telephone Number: 909-384-7270 | | * Fax Number: N/A | |
| * Email: g.noble@cityofsb.org | | | |

| Application for Federal Assistance SF-424 | |
|---|--|
| * 8. Type of Applicant 1: Select Applicant Type: <input type="text" value="City or Township Government"/> | |
| Type of Applicant 2: Select Applicant Type <input type="text"/> | |
| Type of Applicant 3: Select Applicant Type <input type="text"/> | |
| * Other (Specify): <input type="text"/> | |
| * 10. Name of Federal Agency: <input type="text" value="U.S. Department of Housing and Urban Development"/> | |
| 11. Catalog of Federal Domestic Assistance Number: <input type="text" value="14.221"/> | |
| CFDA title: <input type="text" value="Emergency Solutions Grant"/> | |
| * 12. Funding Opportunity Number: <input type="text" value="N/A"/> | |
| * Title: <input type="text" value="ESG"/> | |
| 13. Competition Identification Number: <input type="text"/> | |
| Title: <input type="text" value="Emergency Solutions Grant"/> | |
| 14. Areas Affected by Project (Cities, Counties, States, etc.): <input type="text"/> <div> <input type="button" value="Add Attachment"/> <input type="button" value="Delete Attachment"/> <input type="button" value="View Attachment"/> </div> | |
| * 15. Descriptive Title of Applicant's Project: <input type="text" value="ESG Activities including outreach, rapid rehousing, homelessness prevention, emergency shelters, ESDS and supportive services for persons experiencing homelessness or at risk of homelessness"/> | |
| Attach supporting documents as specified in agency instructions. <div> <input type="button" value="Add Attachments"/> <input type="button" value="Delete Attachments"/> <input type="button" value="View Attachments"/> </div> | |

| Application for Federal Assistance SF-424 | |
|---|-----------------------------|
| 16. Congressional Districts Of: | |
| * a. Applicant: CA-311 | * b. Program/Project: CA-03 |
| Attach an additional list of Program/Project Congressional Districts if needed. | |
| <input type="text"/> <input type="button" value="Add Attachment"/> <input type="button" value="Delete Attachment"/> <input type="button" value="View Attachment"/> | |
| 17. Proposed Project: | |
| * a. Start Date: 3/1/2023 | * b. End Date: 36/30/2023 |
| 18. Estimated Funding(\$): | |
| * a. Federal | 295,799.00 |
| * b. Applicant | |
| * c. State | |
| * d. Local | |
| * e. Other | |
| * f. Program Income | |
| * g. TOTAL | 295,799.00 |
| 19. Is Application Subject to Review By State Under Executive Order 12372 Process? <input type="checkbox"/> a. This application was made available in the State under the Executive Order 12372 Process for review in: <input type="text"/> <input checked="" type="checkbox"/> b. Program is subject to E.O. 12372 but has not been selected by the State for review <input type="checkbox"/> c. Program is not covered by E.O. 12372 | |
| 20. Is the Applicant Delinquent On Any Federal Debt? (If "Yes," provide explanation in attachment.) <input type="checkbox"/> Yes <input checked="" type="checkbox"/> No If "Yes", provide explanation and attach: <input type="text"/> <input type="button" value="Add Attachment"/> <input type="button" value="Delete Attachment"/> <input type="button" value="View Attachment"/> | |
| 21. "By signing this application, I certify (1) to the statements contained in the list of certifications" and (2) that the statements herein are true, complete and accurate to the best of my knowledge. I also provide the required assurances" and agree to comply with any resulting terms of acceptance award. I am aware that any false, fictitious, or fraudulent statements or claims may subject me to criminal, civil, or administrative penalties. (U.S. Code, Title 28, Section 1001) <input checked="" type="checkbox"/> I AGREE <small>** The list of certifications and assurances, or an internet site where you may obtain this list, is contained in the announcement or agency specific requirements.</small> | |
| Authorized Representative: | |
| Prefix: Mr. | * First Name: John |
| Middle Name: | |
| * Last Name: Cervoni | |
| Suffix: | |
| * Title: City Manager | |
| * Telephone Number: 909-394-7172 | * Fax Number: 978 |
| * Email: ledoux@city.org | |
| * Signature of Authorized Representative:  | * Date Signed: 3/1/23 |

ASSURANCES - CONSTRUCTION PROGRAMS

OMB Number: 4040-0096
Expiration Date: 02/28/2022

Public reporting burden for this collection of information is estimated to average 15 minutes per response, including time for reviewing instructions, searching existing data sources, gathering and maintaining the data needed, and completing and reviewing the collection of information. Send comments regarding this burden estimate or any other aspect of this collection of information, including suggestions for reducing this burden, to the Office of Management and Budget, Paperwork Reduction Project (0348-0042), Washington, DC 20503.

PLEASE DO NOT RETURN YOUR COMPLETED FORM TO THE OFFICE OF MANAGEMENT AND BUDGET. SEND IT TO THE ADDRESS PROVIDED BY THE SPONSORING AGENCY.

NOTE: Certain of these assurances may not be applicable to your project or program. If you have questions, please contact the Awarding Agency. Further, certain Federal assistance awarding agencies may require applicants to certify to additional assurances. If such is the case, you will be notified.

As the duly authorized representative of the applicant, I certify that the applicant:


1. Has the legal authority to apply for Federal assistance, and the institutional, managerial and financial capability (including funds sufficient to pay the non-Federal share of project costs) to ensure proper planning, management and completion of project described in this application.
2. Will give the awarding agency, the Comptroller General of the United States and, if appropriate, the State, the right to examine all records, books, papers, or documents related to the assistance; and will establish a proper accounting system in accordance with generally accepted accounting standards or agency directives.
3. Will not dispose of, modify the use of, or change the terms of the real property title or other interest in the site and facilities without permission and instructions from the awarding agency. Will record the Federal awarding agency directives and will include a covenant in the title of real property acquired in whole or in part with Federal assistance funds to assure non-discrimination during the useful life of the project.
4. Will comply with the requirements of the Assistance awarding agency with regard to the drafting, review and approval of construction plans and specifications.
5. Will provide and maintain competent and adequate engineering supervision at the construction site to ensure that the complete work conforms with the approved plans and specifications and will furnish progressive reports and such other information as may be required by the assistance awarding agency or State.
6. Will initiate and complete the work within the applicable time frame after receipt of approval of the awarding agency.
7. Will establish safeguards to protect employees from using their positions for a purpose that constitutes or prescribes the appearance of personal or organizational conflict of interest, or personal gain.
8. Will comply with the Intergovernmental Personnel Act of 1970 (42 U.S.C. §§4728-4763) relating to prescribed standards of merit systems for programs funded under one of the 19 statutes or regulations specified in Appendix A of OPM's Standards for a Merit System of Personnel Administration (5 C.F.R. 900, Subpart F).
9. Will comply with the Lead-Based Paint Poisoning Prevention Act (42 U.S.C. §§4801 et seq.) which prohibits the use of lead-based paint in construction or rehabilitation of residence structures.
10. Will comply with all Federal statutes relating to non-discrimination. These include but are not limited to: (a) Title VI of the Civil Rights Act of 1964 (P.L. 86-352), which prohibits discrimination on the basis of race, color or national origin; (b) Title IX of the Education Amendments of 1972, as amended (20 U.S.C. §§1681-1683, and 1685-1688), which prohibits discrimination on the basis of sex; (c) Section 504 of the Rehabilitation Act of 1973, as amended (29 U.S.C. §794) which prohibits discrimination on the basis of handicaps; (d) the Age Discrimination Act of 1975, as amended (42 U.S.C. §§6101-6107), which prohibits discrimination on the basis of age; (e) the Drug Abuse Office and Treatment Act of 1972 (P.L. 92-255), as amended relating to nondiscrimination on the basis of drug abuse; (f) the Comprehensive Alcohol Abuse and Alcoholism Prevention, Treatment and Rehabilitation Act of 1970 (P.L. 91-616), as amended, relating to nondiscrimination on the basis of alcohol abuse or alcoholism; (g) §§525 and 527 of the Public Health Service Act of 1946 (42 U.S.C. §§290 dd-3 and 290 ee-3), as amended, relating to confidentiality of alcohol and drug abuse patient records; (h) Title VIII of the Civil Rights Act of 1968 (42 U.S.C. §§3601 et seq.), as amended, relating to nondiscrimination in the sale, rental or financing of housing; (i) any other nondiscrimination provisions in the specific statutes; under which application for Federal assistance is being made; and (j) the requirements of any other nondiscrimination statute(s) which may apply to the application.

Previous Edition Usable

Authorized for Local Reproduction

Standard Form 424D (Rev. 7-97)
Prescribed by OMB Circular A-102

11. Will comply, or has already complied, with the requirements of Titles II and III of the Uniform Relocation Assistance and Real Property Acquisition Policies Act of 1970 (P.L. 91-548) which provide for fair and equitable treatment of persons displaced or whose property is acquired as a result of Federal and federally-assisted programs. These requirements apply to all interests in real property acquired for project purposes regardless of Federal participation in purchases.
12. Will comply with the provisions of the Hatch Act (5 U.S.C. §§1501-1508 and 7324-7328) which limit the political activities of employees whose principal employment activities are funded in whole or in part with Federal funds.
13. Will comply, as applicable, with the provisions of the Davis-Bacon Act (40 U.S.C. §§276a to 276a-7), the Copeland Act (40 U.S.C. §276c and 18 U.S.C. §374), and the Contract Work Hours and Safety Standards Act (40 U.S.C. §§327-333) regarding labor standards for federally-assisted construction subagreements.
14. Will comply with flood insurance purchase requirements of Section 102(a) of the Flood Disaster Protection Act of 1973 (P.L. 93-234) which requires recipients in a special flood hazard area to participate in the program and to purchase flood insurance if the total cost of insurable construction and acquisition is \$10,000 or more.
15. Will comply with environmental standards which may be prescribed pursuant to the following: (a) institution of environmental quality control measures under the National Environmental Policy Act of 1969 (P.L. 91-190) and Executive Order (EO) 11514; (b) notification of violating facilities pursuant to EO 11738; (c) protection of wetlands pursuant to EO 11990; (d) evaluation of flood hazards in floodplains in accordance with EO 11988; (e) assurance of project consistency with the approved State management program developed under the Coastal Zone Management Act of 1972 (16 U.S.C. §§1601 et seq.); (f) conformity of Federal actions to State (Clean Air) Implementation Plans under Section 176(c) of the Clean Air Act of 1955, as amended (42 U.S.C. §§7401 et seq.); (g) protection of underground sources of drinking water under the Safe Drinking Water Act of 1974, as amended (P.L. 93-523); and, (h) protection of endangered species under the Endangered Species Act of 1973, as amended (P.L. 93-203).
16. Will comply with the Wild and Scenic Rivers Act of 1968 (16 U.S.C. §§1271 et seq.) related to protecting components or potential components of the national wild and scenic rivers system.
17. Will assist the awarding agency in assuring compliance with Section 106 of the National Historic Preservation Act of 1966, as amended (16 U.S.C. §470; EO 11593 (identification and protection of historic properties), and the Archaeological and Historic Preservation Act of 1974 (16 U.S.C. §§468a-1 et seq.).
18. Will cause to be performed the required financial and compliance audits in accordance with the Single Audit Act Amendments of 1996 and OMB Circular No. A-133, "Audits of States, Local Governments, and Non-Profit Organizations."
19. Will comply with all applicable requirements of all other Federal laws, executive orders, regulations, and policies governing this program.
20. Will comply with the requirements of Section 100(g) of the Trafficking Victims Protection Act (TVPA) of 2000, as amended (22 U.S.C. 7104) which prohibits grant award recipients or a sub-recipient from: (1) Engaging in severe forms of trafficking in persons during the period of time that the award is in effect (2) Procuring a commercial sex act during the period of time that the award is in effect; or (3) Using forced labor in the performance of the award or subaward under the award.

| | |
|---|----------------|
| SIGNATURE OF AUTHORIZED CERTIFYING OFFICIAL | TITLE |
|  | City Manager |
| APPLICANT ORGANIZATION | DATE SUBMITTED |
| City of San Bernardino | 04/01/2026 |

SF-424D (Rev. 7-97) Back

| Application for Federal Assistance SF-424 | | |
|--|--|---|
| * 1. Type of Submission: <input type="checkbox"/> Preapplication <input checked="" type="checkbox"/> Application <input type="checkbox"/> Changed/Corrected Application | | * 2. Type of Application: <input checked="" type="checkbox"/> New <input type="checkbox"/> Continuation <input type="checkbox"/> Revision * If Revision, check appropriate letter(s): <input type="text"/> * Other (Specify): <input type="text"/> |
| * 3. Date Received: 04/21/2010 | | 4. Applicant Identifier: <input type="text"/> |
| 5a. Federal Entity Identifier: <input type="text"/> | | 5b. Federal Award Identifier: M20MC0-60565 |
| State Use Only: | | |
| 6. Date Received by State: <input type="text"/> | | 7. State Application Identifier: <input type="text"/> |
| 8. APPLICANT INFORMATION: | | |
| * a. Legal Name: CITY OF SAN BERNARDINO | | |
| * b. Employer/Taxpayer Identification Number (EIN/TIN): 95-6000772 | | * c. Organizational DUNS: 155452636000 |
| d. Address: | | |
| * Street1: 290 NORTH D STREET Street2: <input type="text"/> * City: SAN BERNARDINO County/Parish: <input type="text"/> * State: CA: California Province: <input type="text"/> * Country: USA: UNITED STATES * Zip / Postal Code: 92401-1334 | | |
| e. Organizational Unit: | | |
| Department Name: COMMUNITY DEVELOPMENT | | Division Name: HHSR 60 |
| f. Name and contact information of person to be contacted on matters involving this application: | | |
| Prefix: Mr * First Name: JOSEPH Middle Name: L. * Last Name: MOBLE Suffix: <input type="text"/> Title: HOUSING MANAGER Organizational Affiliation: CITY OF SAN BERNARDINO * Telephone Number: 951-381-1753 Fax Number: N/A * Email: joseph_mobley@city.org | | |

| Application for Federal Assistance SF-424 | |
|---|--|
| * 5. Type of Applicant 1: Select Applicant Type: <input type="text" value="City or Township Government"/> | |
| Type of Applicant 2: Select Applicant Type: <input type="text"/> | |
| Type of Applicant 3: Select Applicant Type: <input type="text"/> | |
| * Other (Specify): <input type="text"/> | |
| * 10. Name of Federal Agency: <input type="text" value="U.S. DEPARTMENT OF HOUSING AND URBAN DEVELOPMENT"/> | |
| 11. Catalog of Federal Domestic Assistance Number: <input type="text" value="14.229"/> | |
| CFDA Title: <input type="text" value="HOME TRYOUT/INFLIT PARTNERSHIP PROGRAM"/> | |
| * 12. Funding Opportunity Number: <input type="text" value="N/A"/> | |
| * Title: <input type="text" value="HOME PROGRAM"/> | |
| 13. Competition Identification Number: <input type="text" value="N/A"/> | |
| Title: <input type="text" value="HOME PROGRAM"/> | |
| 14. Areas Affected by Project (Cities, Counties, States, etc.): <input type="text"/> <div> <input type="button" value="Add Attachment"/> <input type="button" value="Delete Attachment"/> <input type="button" value="View Attachment"/> </div> | |
| * 15. Descriptive Title of Applicant's Project: <input type="text" value="HOME will fund Administration, a new construction, Infill Single Family Homeownership Program and Rental Rehabilitation Housing Project."/> | |
| Attach supporting documents as specified in agency instructions. <div> <input type="button" value="Add Attachments"/> <input type="button" value="Delete Attachments"/> <input type="button" value="View Attachments"/> </div> | |

| Application for Federal Assistance SF-424 | |
|--|------------------------------|
| 16. Congressional Districts Of: | |
| * a. Applicant: CA-031 | * b. Program/Project: CA-031 |
| Attach an additional list of Program/Project Congressional Districts if needed. | |
| <input type="text"/> <input type="button" value="Add Attachment"/> <input type="button" value="Delete Attachment"/> <input type="button" value="View Attachment"/> | |
| 17. Proposed Project: | |
| * b. Start Date: 07/01/2020 | * c. End Date: 06/30/2021 |
| 18. Estimated Funding(S): | |
| * a. Federal: | 1,000,000.00 |
| * b. Applicant: | |
| * c. State: | |
| * d. Local: | |
| * e. Other: | |
| * f. Program Income: | 1,000,000.00 |
| * g. TOTAL: | 2,000,000.00 |
| 19. Is Application Subject to Review By State Under Executive Order 12372 Process? <input type="checkbox"/> a. This application was made available to the State under the Executive Order 12372 Process for review on <input type="text"/> <input checked="" type="checkbox"/> b. Program is subject to E.O. 12372 but has not been selected by the State for review <input type="checkbox"/> c. Program is not covered by E.O. 12372. | |
| 20. Is the Applicant Delinquent On Any Federal Debt? (If "Yes," provide explanation in attachment.) <input type="checkbox"/> Yes <input checked="" type="checkbox"/> No If "Yes," provide explanation and attach: <input type="text"/> <input type="button" value="Add Attachment"/> <input type="button" value="Delete Attachment"/> <input type="button" value="View Attachment"/> | |
| 21. "By signing this application, I certify (1) to the statements contained in the list of certifications" and (2) that the statements herein are true, complete and accurate to the best of my knowledge. I also provide the required assurances" and agree to comply with any resulting terms if accepted award. I am aware that any false, fictitious, or fraudulent statements or claims may subject me to criminal, civil, or administrative penalties (U.S. Code, Title 28, Section 1001). <input checked="" type="checkbox"/> I AGREE <small>"The list of certifications and assurances, or an internet site where you may obtain this list, is contained in the announcement or agency specific instructions."</small> | |
| Authorized Representative: | |
| Prefix: Ms. | * First Name: Doris |
| Middle Name: | |
| * Last Name: Ledoux | |
| Suffix: | |
| * Title: City Manager | |
| * Telephone Number: 909 384 5272 | Fax Number: N/A |
| * Email: ledoux_t@roberty.org | |
| * Signature of Authorized Representative: | * Date Signed: 9/15/2020 |

ASSURANCES - CONSTRUCTION PROGRAMS

OWB Number: 4040-0008
Expiration Date: 02/28/2022

Public reporting burden for this collection of information is estimated to average 15 minutes per response, including time for reviewing instructions, searching existing data sources, gathering and maintaining the data needed, and completing and reviewing the collection of information. Send comments regarding this burden estimate or any other aspect of this collection of information, including suggestions for reducing this burden, to the Office of Management and Budget, Paperwork Reduction Project (0348-0042), Washington, DC 20503.

PLEASE DO NOT RETURN YOUR COMPLETED FORM TO THE OFFICE OF MANAGEMENT AND BUDGET. SEND IT TO THE ADDRESS PROVIDED BY THE SPONSORING AGENCY.

NOTE: Certain of these assurances may not be applicable to your project or program. If you have questions, please contact the Awarding Agency. Further, certain Federal assistance awarding agencies may require applicants to certify to additional assurances. If such is the case, you will be notified.

As the duly authorized representative of the applicant, I certify that the applicant:


1. Has the legal authority to apply for Federal assistance, and the institutional, managerial and financial capability (including funds sufficient to pay the non-Federal share of project costs) to ensure proper planning, management and completion of project described in the application.
2. Will give the awarding agency, the Comptroller General of the United States and, if appropriate, the State, the right to examine all records, books, papers, or documents related to the assistance, and will establish a proper accounting system in accordance with generally accepted accounting standards or agency directives.
3. Will not dispose of, modify the use of, or change the terms of the real property title or other interest in the site and facilities without permission and instructions from the awarding agency. Will record the Federal awarding agency directives and will include a covenant in the title of real property acquired in whole or in part with Federal assistance funds to assure non-discrimination during the useful life of the project.
4. Will comply with the requirements of the assistance awarding agency with regard to the drafting, review and approval of construction plans and specifications.
5. Will provide and maintain competent and adequate engineering supervision at the construction site to ensure that the complete work conforms with the approved plans and specifications and will furnish progressive reports and such other information as may be required by the assistance awarding agency or State.
6. Will initiate and complete the work within the applicable time frame after receipt of approval of the awarding agency.
7. Will establish safeguards to prohibit employees from using their positions for a purpose that constitutes or presents the appearance of personal or organizational conflict of interest, or personal gain.
8. Will comply with the Intergovernmental Personnel Act of 1970 (42 U.S.C. §§4728-4763) relating to prescribed standards of merit systems for programs funded under one of the 18 statutes or regulations specified in Appendix A of OPM's Standards for a Merit System of Personnel Administration (5 C.F.R. 900, Subpart F).
9. Will comply with the Lead-Based Paint Poisoning Prevention Act (42 U.S.C. §§4801 et seq.) which prohibits the use of lead-based paint in construction or rehabilitation of residence structures.
10. Will comply with all Federal statutes relating to non-discrimination. These include but are not limited to: (a) Title VI of the Civil Rights Act of 1964 (P.L. 88-352) which prohibits discrimination on the basis of race, color or national origin; (b) Title IX of the Education Amendments of 1972, as amended (20 U.S.C. §§1681-1683, and 1685-1685), which prohibits discrimination on the basis of sex; (c) Section 504 of the Rehabilitation Act of 1973, as amended (29 U.S.C. §794), which prohibits discrimination on the basis of handicap; (d) the Age Discrimination Act of 1975, as amended (42 U.S.C. §§6101-6107), which prohibits discrimination on the basis of age; (e) the Drug Abuse Office and Treatment Act of 1972 (P.L. 92-255), as amended relating to non-discrimination on the basis of drug abuse; (f) the Comprehensive Alcohol Abuse and Alcoholism Prevention, Treatment and Rehabilitation Act of 1970 (P.L. 91-616), as amended, relating to non-discrimination on the basis of alcohol abuse or alcoholism; (g) §§523 and 527 of the Public Health Service Act of 1912 (42 U.S.C. §§290 dd-2 and 290 ee-3), as amended, relating to confidentiality of alcohol and drug abuse patient records; (h) Title VIII of the Civil Rights Act of 1968 (42 U.S.C. §§3601 et seq.) as amended, relating to non-discrimination in the sale, rental or financing of housing; (i) any other non-discrimination provisions in the specific statute(s) under which application for Federal assistance is being made; and (j) the requirements of any other non-discrimination statutes which may apply to the application.

Previous Edition Usable

Authorized for Local Reproduction

Standard Form 4240 (Rev. 7/87)
Prescribed by GMB Circular A-92

11. Will comply, or has already complied, with the requirements of Titles II and III of the Uniform Relocation Assistance and Real Property Acquisition Policies Act of 1970 (P.L. 91-646) which provide for fair and equitable treatment of persons displaced or whose property is acquired as a result of Federal and federally-assisted programs. These requirements apply to all interests in real property acquired for project purposes regardless of Federal participation in purchases.
12. Will comply with the provisions of the Hatch Act (5 U.S.C. §§1501-1508 and 7324-7328) which limit the political activities of employees whose principal employment activities are funded in whole or in part with Federal funds.
13. Will comply, as applicable, with the provisions of the Davis-Bacon Act (40 U.S.C. §§276a to 276a-7), the Copeland Act (40 U.S.C. §276c and 18 U.S.C. §474), and the Contract Work Hours and Safety Standards Act (40 U.S.C. §§327-333) regarding labor standards for federally-assisted construction subagreements.
14. Will comply with flood insurance purchase requirements of Section 102(a) of the Flood Disaster Protection Act of 1973 (P.L. 93-234) which requires recipients in a special flood hazard area to participate in the program and to purchase flood insurance if the total cost of insurable construction and acquisition is \$10,000 or more.
15. Will comply with environmental standards which may be prescribed pursuant to the following: (a) institution of environmental quality control measures under the National Environmental Policy Act of 1969 (P.L. 91-190) and Executive Order (EO) 11514; (b) notification of violating facilities pursuant to EO 11738; (c) protection of wetlands pursuant to EO 11990; (d) evaluation of flood hazards in floodplains in accordance with EO 11988; (e) assurance of project consistency with the approved State management program developed under the Coastal Zone Management Act of 1972 (16 U.S.C. §§1651 et seq.); (f) conformity of Federal actions to State (Clean Air) implementation Plans under Section 175(c) of the Clean Air Act of 1965, as amended (42 U.S.C. §§7401 et seq.); (g) protection of underground sources of drinking water under the Safe Drinking Water Act of 1974, as amended (P.L. 93-523); and (h) protection of endangered species under the Endangered Species Act of 1973, as amended (P.L. 93-205).
16. Will comply with the Wild and Scenic Rivers Act of 1968 (16 U.S.C. §§1271 et seq.) related to protecting components or potential components of the national wild and scenic rivers system.
17. Will assist the awarding agency in assuring compliance with Section 106 of the National Historic Preservation Act of 1966, as amended (16 U.S.C. §470) EO 11593 (Identification and protection of historic properties), and the Archaeological and Historic Preservation Act of 1974 (16 U.S.C. §§469a-1 et seq.).
18. Will cause to be performed the required financial and compliance audits in accordance with: the Single Audit Act Amendments of 1998 and OMB Circular No. A-123, "Audits of States, Local Governments, and Non-Profit Organizations."
19. Will comply with all applicable requirements of all other Federal laws, executive orders, regulations, and policies governing this program.
20. Will comply with the requirements of Section 106(g) of the Trafficking Victims Protection Act (TVPA) of 2000, as amended (22 U.S.C. 7104) which prohibits grant award recipients or a sub-recipient from: (1) Engaging in severe forms of trafficking in persons during the period of time that the award is in effect (2) Procuring a commercial sex act during the period of time that the award is in effect or (3) Using forced labor in the performance of the award or subawards under the award.

| | |
|--|------------------------------|
| SIGNATURE OF AUTHORIZED CERTIFYING OFFICIAL  | TITLE City Manager |
| APPLICANT ORGANIZATION City of San Bernardino | DATE SUBMITTED 04/21/2020 |

ST-424D (Rev. 7-87) Back

CERTIFICATIONS

In accordance with the applicable statutes and the regulations governing the consolidated plan regulations, the jurisdiction certifies that:

Affirmatively Further Fair Housing --The jurisdiction will affirmatively further fair housing.

Uniform Relocation Act and Anti-displacement and Relocation Plan -- It will comply with the acquisition and relocation requirements of the Uniform Relocation Assistance and Real Property Acquisition Policies Act of 1970, as amended, (42 U.S.C. 4601-4655) and implementing regulations at 49 CFR Part 24. It has in effect and is following a residential anti-displacement and relocation assistance plan required under 24 CFR Part 42 in connection with any activity assisted with funding under the Community Development Block Grant or HOME programs.


Anti-Lobbying --In the best of the jurisdiction's knowledge and belief:

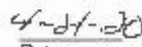
1. No Federal appropriated funds have been paid or will be paid, by or on behalf of it, to any person for influencing or attempting to influence an officer or employee of any agency, a Member of Congress, an officer or employee of Congress, or an employee of a Member of Congress in connection with the awarding of any Federal contract, the making of any Federal grant, the making of any Federal loan, the entering into of any cooperative agreement, and the extension, continuation, renewal, amendment, or modification of any Federal contract, grant, loan, or cooperative agreement;
2. If any funds other than Federal appropriated funds have been paid or will be paid to any person for influencing or attempting to influence an officer or employee of any agency, a Member of Congress, an officer or employee of Congress, or an employee of a Member of Congress in connection with this Federal contract, grant, loan, or cooperative agreement, it will complete and submit Standard Form-LLL, "Disclosure Form to Report Lobbying," in accordance with its instructions; and
3. It will require that the language of paragraph 1 and 2 of this anti-lobbying certification be included in the award documents for all subawards at all tiers (including subcontracts, subgrants, and contracts under grants, loans, and cooperative agreements) and that all subrecipients shall certify and disclose accordingly.

Authority of Jurisdiction --The consolidated plan is authorized under State and local law (as applicable) and the jurisdiction possesses the legal authority to carry out the programs for which it is seeking funding, in accordance with applicable HUD regulations.

Consistency with plan --The housing activities to be undertaken with Community Development Block Grant, HOME, Emergency Solutions Grant, and Housing Opportunities for Persons With AIDS funds are consistent with the strategic plan in the jurisdiction's consolidated plan.

Section 3 -- It will comply with section 3 of the Housing and Urban Development Act of 1968 (12 U.S.C. 1701a) and implementing regulations at 24 CFR Part 135.


Signature of Authorized Official


Date


Title

Specific Community Development Block Grant Certifications

The Entitlement Community certifies that:

Citizen Participation – It is in full compliance and following a detailed citizen participation plan that satisfies the requirements of 24 CFR 91.105.

Community Development Plan -- Its consolidated plan identifies community development and housing needs and specifies both short-term and long-term community development objectives that have been developed in accordance with the primary objective of the CDBG program (i.e., the development of viable urban communities, by providing decent housing and expanding economic opportunities, primarily for persons of low and moderate income) and requirements of 24 CFR Parts 91 and 570.

Following a Plan – It is following a current consolidated plan that has been approved by HUD.

Use of Funds – It has complied with the following criteria:

1. Maximum Feasible Priority. With respect to activities expected to be assisted with CDBG funds, it has developed its Action Plan so as to give maximum feasible priority to activities which benefit low- and moderate-income families or aid in the prevention or elimination of slums or blight. The Action Plan may also include CDBG-assisted activities which the grantee certifies are designed to meet other community development needs having particular urgency because existing conditions pose a serious and immediate threat to the health or welfare of the community, and other financial resources are not available (see Optional CDBG Certification).

2. Overall Benefit. The aggregate use of CDBG funds, including Section 108 guaranteed loans, during program year(s) 2020-2021-2022 [a period specified by the grantee of one, two, or three specific consecutive program years], shall principally benefit persons of low and moderate income in a manner that ensures that at least 70 percent of the amount is expended for activities that benefit such persons during the designated period.

3. Special Assessments. It will not attempt to recover any capital costs of public improvements assisted with CDBG funds, including Section 108 loan guaranteed funds, by assessing any amount against properties owned and occupied by persons of low and moderate income, including any fee charged or assessment made as a condition of obtaining access to such public improvements.

However, if CDBG funds are used to pay the proportion of a fee or assessment that relates to the capital costs of public improvements (assisted in part with CDBG funds) financed from other revenue sources, an assessment or charge may be made against the property with respect to the public improvements financed by a source other than CDBG funds.

In addition, in the case of properties owned and occupied by moderate-income (not low-income) families, an assessment or charge may be made against the property for public improvements financed by a source other than CDBG funds if the jurisdiction certifies that it lacks CDBG funds to cover the assessment.

Excessive Force -- It has adopted and is enforcing:

1. A policy prohibiting the use of excessive force by law enforcement agencies within its jurisdiction against any individuals engaged in non-violent civil rights demonstrations; and
2. A policy of enforcing applicable State and local laws against physically barring entrance to or exit from a facility or location which is the subject of such non-violent civil rights demonstrations within its jurisdiction.

Compliance with Anti-discrimination laws – The grant will be conducted and administered in conformity with title VI of the Civil Rights Act of 1964 (42 U.S.C. 2000d) and the Fair Housing Act (42 U.S.C. 3601-3619) and implementing regulations.

Lead-Based Paint – Its activities concerning lead-based paint will comply with the requirements of 24 CFR Part 35, Subparts A, B, J, K and R.

Compliance with Laws – It will comply with applicable laws.


Signature of Authorized Official


Date

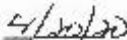

Title

OPTIONAL Community Development Block Grant Certification

Submit the following certification only when one or more of the activities in the action plan are designed to meet other community development needs having particular urgency as specified in 24 CFR 570.208(c):

The grantee hereby certifies that the Annual Plan includes one or more specifically identified CDBG-assisted activities which are designed to meet other community development needs having particular urgency because existing conditions pose a serious and immediate threat to the health or welfare of the community and other financial resources are not available to meet such needs.


Signature of Authorized Official


Date


Title

Specific HOME Certifications

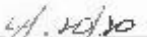
The HOME participating jurisdiction certifies that:


Tenant Based Rental Assistance – If it plans to provide tenant-based rental assistance, the tenant-based rental assistance is an essential element of its consolidated plan.

Eligible Activities and Costs – It is using and will use HOME funds for eligible activities and costs, as described in 24 CFR §§92.205 through 92.209 and that it is not using and will not use HOME funds for prohibited activities, as described in §92.214.

Subsidy layering – Before committing any funds to a project, it will evaluate the project in accordance with the guidelines that it adopts for this purpose and will not invest any more HOME funds in combination with other Federal assistance than is necessary to provide affordable housing.


Signature of Authorized Official


Date


Title

Emergency Solutions Grants Certifications

The Emergency Solutions Grants Program recipient certifies that:

Major rehabilitation/conversion/renovation— If an emergency shelter's rehabilitation costs exceed 75 percent of the value of the building before rehabilitation, the recipient will maintain the building as a shelter for homeless individuals and families for a minimum of 10 years after the date the building is first occupied by a homeless individual or family after the completed rehabilitation.

If the cost to convert a building into an emergency shelter exceeds 75 percent of the value of the building after conversion, the recipient will maintain the building as a shelter for homeless individuals and families for a minimum of 10 years after the date the building is first occupied by a homeless individual or family after the completed conversion.

In all other cases where ESG funds are used for renovation, the recipient will maintain the building as a shelter for homeless individuals and families for a minimum of 3 years after the date the building is first occupied by a homeless individual or family after the completed renovation.

Essential Services and Operating Costs— In the case of assistance involving shelter operations or essential services related to street outreach or emergency shelter, the recipient will provide services or shelter to homeless individuals and families for the period during which the ESG assistance is provided, without regard to a particular site or structure, so long the recipient serves the same type of persons (e.g., families with children, unaccompanied youth, disabled individuals, or victims of domestic violence) or persons in the same geographic area.

Renovation— Any renovation carried out with ESG assistance shall be sufficient to ensure that the building involved is safe and sanitary.

Supportive Services— The recipient will assist homeless individuals in obtaining permanent housing, appropriate supportive services (including medical and mental health treatment, victim services, counseling, supervision, and other services essential for achieving independent living), and other Federal, State, local, and private assistance available for these individuals.

Matching Funds— The recipient will obtain matching amounts required under 24 CFR 576.201.

Confidentiality— The recipient has established and is implementing procedures to ensure the confidentiality of records pertaining to any individual provided family violence prevention or treatment services under any project assisted under the ESG program, including protection against the release of the address or location of any family violence shelter project, except with the written authorization of the person responsible for the operation of that shelter.

Homeless Persons Involvement— To the maximum extent practicable, the recipient will involve, through employment, volunteer services, or otherwise, homeless individuals and families in constructing, renovating, maintaining, and operating facilities assisted under the ESG program, in providing services assisted under the ESG program, and in providing services for occupants of facilities assisted under the program.

Consolidated Plan— All activities the recipient undertakes with assistance under ESG are consistent with its consolidated plan.

Discharge Policy The recipient will establish and implement, to the maximum extent practicable and where appropriate, policies and protocols for the discharge of persons from publicly funded institutions or systems of care (such as health care facilities, mental health facilities, foster care or other youth facilities, or correction programs and institutions) in order to prevent this discharge from immediately resulting in homelessness for these persons.


Signature of Authorized Official

4/20/20
Date

City Manager
Title

Housing Opportunities for Persons With AIDS Certifications

The HOPWA grantee certifies that:

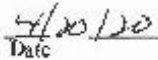
Activities -- Activities funded under the program will meet urgent needs that are not being met by available public and private sources.

Building -- Any building or structure assisted under that program shall be operated for the purpose specified in the consolidated plan:

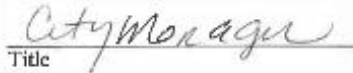
1. For a period of not less than 10 years in the case of assistance involving new construction, substantial rehabilitation, or acquisition of a facility,
2. For a period of not less than 2 years in the case of assistance involving non-substantial rehabilitation or repair of a building or structure.



Signature of Authorized Official



Date



Title

APPENDIX TO CERTIFICATIONS

INSTRUCTIONS CONCERNING LOBBYING CERTIFICATION:

Lobbying Certification

This certification is a material representation of fact upon which reliance was placed when this transaction was made or entered into. Submission of this certification is a prerequisite for making or entering into this transaction imposed by section 1352, title 31, U.S. Code. Any person who fails to file the required certification shall be subject to a civil penalty of not less than \$10,000 and not more than \$100,000 for each such failure.

Appendix - Alternate/Local Data Sources

| | |
|---|--|
| 1 | Data Source Name County Homeless Race, HMIS 2019 |
| | List the name of the organization or individual who originated the data set. County Homeless Race, HMIS 2019 |
| | Provide a brief summary of the data set. Various population data sets were used in the Needs Assessment, Market Analysis, and Strategic plan |
| | What was the purpose for developing this data set? Using updated information is important for the ConPlan. |
| | How comprehensive is the coverage of this administrative data? Is data collection concentrated in one geographic area or among a certain population? The data covers the County. |
| | What time period (provide the year, and optionally month, or month and day) is covered by this data set? 2019 |
| | What is the status of the data set (complete, in progress, or planned)? complete |
| 2 | Data Source Name Vacant Unit Data |
| | List the name of the organization or individual who originated the data set. ACS 2013-2017 |
| | Provide a brief summary of the data set. The data provided comes from 2013-2017 housing occupancy data particularly vacant housing units. |
| | What was the purpose for developing this data set? HUD did not provide any data to assist with their request of vacant and abandoned, REO and abandoned REO data. |
| | How comprehensive is the coverage of this administrative data? Is data collection concentrated in one geographic area or among a certain population? Citywide |
| | What time period (provide the year, and optionally month, or month and day) is covered by this data set? 2013-2017 |

| | |
|----------|--|
| | <p>What is the status of the data set (complete, in progress, or planned)?</p> <p>Data found is only for number of vacant units, other data HUD requests was not found.</p> |
| 3 | <p>Data Source Name</p> <p>Households with Children</p> |
| | <p>List the name of the organization or individual who originated the data set.</p> <p>The data resource is CHAS 2011-2015</p> |
| | <p>Provide a brief summary of the data set.</p> <p>The CHAS data presents the number of households both renter and owner by AMI categories.</p> |
| | <p>What was the purpose for developing this data set?</p> <p>This table was not populated by HUD data, however was available.</p> |
| | <p>How comprehensive is the coverage of this administrative data? Is data collection concentrated in one geographic area or among a certain population?</p> <p>This data is citywide.</p> |
| | <p>What time period (provide the year, and optionally month, or month and day) is covered by this data set?</p> <p>CHAS 2011-2015</p> |
| | <p>What is the status of the data set (complete, in progress, or planned)?</p> <p>complete</p> |